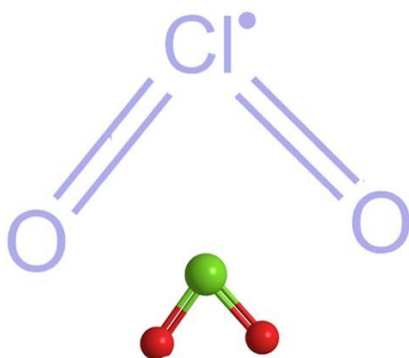


# The Universal Antidote

The Science & Story of Chlorine Dioxide




## Interactive Reference Guidebook

This reference guide is copyrighted;  
however, it may be freely copied and distributed  
with the condition that it is free of charge.  
Any copies must be unedited from the original version.

© Second Edition, 2022

All rights reserved.



# The Universal Antidote

## Interactive Reference Guidebook

Copyright © 2022 by Curious Human Productions. All Rights Reserved.



Disclaimer: The information provided in this book is designed to provide helpful information on the subjects discussed. This book is not meant to be used, nor should it be used, to diagnose or treat any medical condition. For diagnosis or treatment of any medical problem, consult your own physician. The publisher and author are not responsible for any specific health or allergy needs that may require medical supervision and are not liable for any damages or negative consequences from any treatment, action, application or preparation, to any person reading or following the information in this book. References are provided for informational purposes only and do not constitute endorsement of any websites or other sources. Readers should be aware that the website links in this book may change.

Note: Thank you to the many contributors to both the documentary and the reference guide. Thanks to Charlotte, Daniel, Brian, Kerri, Bob, Mark, Steve, Maggie, and so many more. Thanks to my wife who has put up with me and my CD/MMS talk for 2+ years. Thank you to all of the people that were brave enough to share their stories.

## TABLE OF CONTENTS

This reference guide is interactive. You can click on links to open documents and literature references on the web. If you can't find a reference, or if you have a question, you can email me at the following email address: [theuniversalantidote@protonmail.com](mailto:theuniversalantidote@protonmail.com).

Click on any of the sections to be taken there directly.

<b>Table of Contents.....</b>	<b>3</b>
<b>Introduction.....</b>	<b>5</b>
<b>Section 1: The Universal Antidote Script with Citation References.....</b>	<b>7</b>
Fair use.....	7
Please Copy & Share.....	7
Intro.....	7
The Universal Antidote The Science and Story of Chlorine Dioxide.....	8
Part 1: What Chlorine Dioxide is?.....	10
Part 2. Is Chlorine Dioxide safe?.....	14
Part 2: Is Chlorine Dioxide safe?.....	15
Part 3: Is Chlorine Dioxide effective?.....	19
Part 3: Is Chlorine Dioxide effective?.....	19
Part 4: Personal Testimonies and Reports.....	24
Final thought.....	46
Please Copy & Share.....	46
<b>Section 2: Grouped List of References from My Research on Chlorine Dioxide.....</b>	<b>47</b>
Propaganda.....	47
Safety Studies.....	49
Efficacy Studies.....	51
<b>Section 3: Chlorine Dioxide Patents.....</b>	<b>61</b>
Alcide Corporation patents found at Justia.....	63
Alcide Corporation patents found at Google.....	65
<b>Section 4: Negative Reports in the Scientific Literature.....</b>	<b>67</b>
<b>Section 5: Social Networks, Books, &amp; People.....</b>	<b>69</b>
MeWe Groups.....	69
Telegram App Groups.....	69
CD/MMS Websites.....	69
<b>References.....</b>	<b>71</b>
<b>About The Author.....</b>	<b>95</b>



## **INTRODUCTION**

The first part of this interactive reference guide is designed to give you quick access to all of the information presented in the movie documentary, *The Universal Antidote*. It includes the script of the documentary and references provided throughout the script as it progresses. This will allow an investigator to quickly look up all of the references as the documentary progresses.

The second portion of this interactive reference guide provides the reader with links and citations to all of the research that I have uncovered during my two year investigation. These research article links and papers are by no means thorough, and as I continue my research, this work may be added to.



## SECTION 1: THE UNIVERSAL ANTIDOTE SCRIPT WITH CITATION REFERENCES

### Fair use

In good faith, this work contains copyrighted and non copyrighted images, and material from the public domain & the web for non commercial & nonprofit educational purposes.

This work is distributed free of charge.

The author has neither monetized this work nor sought any profit from its distribution.

Copyright disclaimer under section 107 of the **Copyright Act** of 1976. Allowance is made for fair use for purposes such as criticism, comment, news reporting, teaching, scholarship, and research. Fair use is permitted by copyright statutes that might otherwise be infringing. Non-profit, educational or personal use tips the balance in favor of fair use. This work contains original work of commentary and critical analysis.

### Please Copy & Share

Unedited duplicated copies of this video may be shared with the condition that is not sold for profit.

Also please ensure that the PDF **Chlorine Dioxide Reference Handbook** accompanies the video to ensure any viewer will have full access to all of the reference work.

The original can be found by searching for **Curious Human Productions** on any video platform. Alternatively, search for **The Universal Antidote video**.

All effort will be made to distribute this video as widely as possible. Video platforms include [bitchute.com](http://bitchute.com), [brighteon.com](http://brighteon.com), [youtube.com](http://youtube.com) and [telegram.com](http://telegram.com).

Website: [theuniversalantidote.com](http://theuniversalantidote.com)

### Intro

What if I told you that people have been needlessly suffering and dying from diseases like **cancer**, **AIDS**, **Lyme disease** and a virtually endless list of viral and bacterial infections?

What if I told you that an inexpensive and effective chemical remedy exists, and that remedy has been silenced, falsely discredited and hidden from the world?

What if I told you that there was undeniable evidence, as well as countless testimonies of its safe use and powerful effectiveness?

Would you be willing to learn the truth?

The news media calls it a **poisonous bleach** and the **Food and Drug Administration (FDA)** says that it's a dangerous toxic chemical and harmful to humans.

Yet not that long ago, **NASA** researchers proclaimed it to be a “**Universal Antidote**”<sup>1</sup> and more recently thousands of physicians in Central and South America have used it with 100% effectiveness against **COVID-19**. Someone is lying to you.

## **The Universal Antidote The Science and Story of Chlorine Dioxide**

In 2015, I stumbled upon information about an alleged “**miracle supplement**” called **MMS** or **Miracle Mineral Solution**.

I’m a critical care nurse, and have worked in the healthcare field for 25 years. I’ve seen a lot of **snake oil** salesmen in my time, and I’m always skeptical when I hear of any medicine that is called a miracle and it has been my strongly held belief that if something is “**too good to be true**” it usually is. I was promptly scared away from **MMS** after watching a documentary on **YouTube** called “**The Church of Bleach**”<sup>2</sup>.

That documentary, along with several others<sup>3</sup>, was designed to scare people away from this substance and make anyone who would consider using it seem to be a member of a cult group at best or end up with death by poisoning at worst.

It was not until 3 years later, in early 2018, that my eyes would be opened to the truth of what this **Miracle Mineral Supplement** was all about. From this point forward I’ll refer to **MMS** as **Chlorine Dioxide** its proper chemical name.

I would like to start by telling you how I was first introduced to **Chlorine Dioxide**. A friend of mine came to visit in early 2016. She told me about someone she knew who had spent over a decade in Africa doing missionary work and helping people with all kinds of health problems. She gave me his number and said I should give him a call and talk to him about his experiences.

I gave Dave the missionary a call. I’ve changed his name in order to protect his missionary work in Africa.

So I spent about 20 minutes on the phone with Dave. That was in 2016. I really didn’t get much out of the conversation at the time because I didn’t know much about the topics and alternative remedies that he was talking about.

He told me about his use of what he called **MMS**, its amazing effectiveness, and how he was helping people in some of the poorest regions of Africa.

About a year and a half later in 2018, I ran across a video titled “**Quantum Leap**”<sup>4</sup>. This video was a documentary that included interviews with people who had been cured of both minor and serious diseases using **MMS**.

---

<sup>1</sup> In the following **NASA**’s magazine [Spinoff \(1988\)](#) there’s an article (pg. 118-121) in which a patented **Chlorine Dioxide** product called **Alcide**, was labeled a **Universal Antidote**.

In an earlier [magazine’s volume \(1983\)](#) **Alcide**’s article was titled “**A Multipurpose Compound**” (pg. 86-87).

<sup>2</sup> The video was an Eyewitness News investigation by [Ono & Bartley \(2016a\)](#). Their investigation got a [second part \(2016b\)](#).

<sup>3</sup> Here is a **Chlorine Dioxide** propaganda [YouTube playlist](#) (Curious Human Productions, 2021g). An off-line copy of the playlist’s content can be found on page 47.

<sup>4</sup> [Postawski \(2016\) Quantum Leap](#).

After spending 25 years in the health care field as a nurse, I was very skeptical and I found it incredibly difficult to believe that so many people had been cured by a single substance.

However, as I watched, my mind raced back to the conversation with Dave the missionary and the pieces began to fall together.

I called my friend back and got Dave's phone number. It just so happened that he was back in the US on leave from his missionary work in Africa, and I was able to contact him. Dave and I again talked on the phone for about 30 minutes<sup>5</sup>. The stories of cured diseases were very similar to the stories that were related in the “**Quantum Leap**” video.

That conversation set me on a two-year journey to discover the truth of **Chlorine Dioxide** for myself.

Over the next two years I set out to prove to myself once and for all if this substance was truly a miracle or truly the poison that the mainstream media was making it out to be.

I read hundreds of scientific papers, research articles, and patent applications. I listened to well over 100 personal video testimonies, and I watched every anti-**Chlorine Dioxide** video that I could get my hands on. I really wanted to know if there were legitimate and well founded arguments against the use of **Chlorine Dioxide**.

I took notes, screen captured comments, downloaded video testimonies, and joined forums so that I could personally communicate with those using **Chlorine Dioxide**.

In this video, I want to share my two year journey of discovery with you so that you can save yourself some time and effort. I'm not saying that you shouldn't do your own research, but I am saying that I have done a significant amount of unbiased research, and I was willing to go either way with regard to accepting the claims of **Chlorine Dioxide**.

I wasn't committed to proving the substance true, but as a healthcare provider, I have always been committed to finding things that help people get well and then educating people about those things.

As I jumped right into my search for the truth, I had questions that I needed answered. My questions about **Chlorine Dioxide** and their answers are summed up in this documentary which will be presented in 4 parts. In Part one we'll learn what **Chlorine Dioxide** is and take a brief walk through the history of its use in the United States.

Part 2 addresses the safety of **Chlorine Dioxide** for human use.

In Part 3 you'll find out just how effective **Chlorine Dioxide** is and explore its wide range of uses.

And Part 4 is comprised of personal testimonies from people who have experienced healing from the use of **Chlorine Dioxide**.

A full review of the data collected during this journey of discovery can be found in the PDF provided in the description of this video if you're watching the original on my [YouTube channel](#) or on my [Brighteon backup channel](#). Both channels are titled “**Curious Human Productions**”<sup>6</sup>. If you copy and re-upload this video, I would ask that you place a link to the PDF reference document in the description of your re-uploaded video.

---

<sup>5</sup> [Curious Human Productions \(2021f\)](#).

<sup>6</sup> Curious Human Productions' channels: [YouTube \(2021e\)](#), [Brighteon \(2021b\)](#), [BitChute \(2021a\)](#), [Rumble \(2021c\)](#), [Telegram \(2021d\)](#).

## Part 1: What Chlorine Dioxide is?

So what is **Chlorine Dioxide** and how is it used?

First let me say that **Chlorine Dioxide** has had a rich and well-spoken of history in the United States and abroad long before the media and **powers that be** came against it. So what made the change?

Let me see if I can connect the dots through a quick review of its history here in the United States.

Since its discovery in 1814 by Sir Humphrey Davy, the use of **Chlorine Dioxide** has slowly grown, and it is now used in a wide range of industries. Its use has significantly increased since the late 1970s<sup>7</sup>.

**Chlorine Dioxide** is registered as a sterilizer and biocide and is used to sterilize medical facilities and laboratories including BSL-3 and BSL-4 labs which handle the world's most deadly pathogens<sup>8</sup>.

**Chlorine Dioxide** is a biocide. This means it kills all bacteria, viruses, and fungus on contact through a process of oxidization.

It has many applications from the food and beverage industry where it is used as an antimicrobial agent for washing foods, cleaning produce, and disinfecting liquids<sup>9</sup>. It's used in the pharmaceutical and medical device industry for contamination control and sterility<sup>10</sup>. Hospitals, schools, and daycares use it as a sterilizing disinfectant to prevent dangerous pathogens like **MRSA, coronavirus, and mold spores**.

**Chlorine Dioxide** is used for municipal water purification and has become the gold standard because it is safe for human consumption non-carcinogenic and non-mutagenic.

**Chlorine Dioxide** is a gas and must be produced at the time of use. The most common and simple method for producing **Chlorine Dioxide** gas is a process of mixing **Sodium Chlorite**<sup>11</sup> and an acid activator. When these two substances are mixed, **Chlorine Dioxide** gas forms.

The gas is a very simple and tiny molecule and contains one chlorine atom and two oxygen atoms<sup>12</sup>.

It is extremely soluble in water and does not create chemical bonds. This means that the gas can be dissolved entirely in water. Because of this property it can be used to safely and effectively purify water while completely deactivating viruses, bacteria, fungi, and some types of small parasites. It even neutralizes many toxins, pesticides, herbicides, and pharmaceuticals that contaminate drinking water. As an added bonus, It can do all of that without producing any harmful organic compounds as occurs with nearly all other disinfectants<sup>13</sup>.

---

<sup>7</sup> [Scotmas Group \(2018c\) What is chlorine dioxide?](#)

<sup>8</sup> [ClorDiSys \(2014e\) Life Sciences.](#)

<sup>9</sup> [ClorDiSys \(2014c\) Food safety.](#)

<sup>10</sup> [ClorDiSys \(2014d\) Healthcare.](#)

[ClorDiSys \(2014a\) Medical devices.](#)

[ClorDiSys \(2014f\) Pharmaceutical.](#)

<sup>11</sup> Molecular formula: NaClO<sub>2</sub>

<sup>12</sup> Molecular formula: ClO<sub>2</sub>

<sup>13</sup> [ClorDiSys \(2014b\) Safety, Scotmas Group \(2018b\) Is ClO<sub>2</sub> safe for environment?](#)

Industries that rely on **Chlorine Dioxide** for disinfectant properties include agriculture, health care, food and beverage, water works, and air quality just to name a few.

Up until the 1970s, **Chlorine Dioxide** was primarily used on a small scale for water disinfection but failed to gain early and widespread use because of the inexpensive but more toxic Chlorine Bleach which had been used for drinking water disinfection since the 1920s.

Howard Alliger an inventor, scientist, and business man first discovered the beneficial effects of **Chlorine Dioxide** for not only human and animal health but for almost anything that involves killing bacteria, viruses, and fungi. He made his discovery, while searching for a non-corrosive sterilizer that could be used with a product that he had helped develop and sell called the **Sonicator**<sup>14</sup>.

This work led him to experiment with **Chlorine Dioxide** as a sterilizer with part of his system. He discovered a formulation for a simple method of generating **Chlorine Dioxide** using **Sodium Chlorite** and an acid activator. The method worked perfectly with his **Sonicator**. He patented the chemical process and named it **Alcide**<sup>15</sup>. He then discovered that the chemical worked just as well for sterilization without the ultrasonic device. He took his patented process and chemical formulation for producing **Chlorine Dioxide** and formed a company around it using the same name, **Alcide Corporation**.

**Alcide Corporation** went on to produce multiple patents<sup>16</sup> and products that utilized the antimicrobial and healing effects of **Chlorine Dioxide**. **Alcide Corporation** had patents for treating wound disinfection<sup>17</sup>, donated human blood and blood component disinfection<sup>18</sup>, an oral rinse for prevention and treatment of infection<sup>19</sup>, formulations for anti-inflammatory diseases<sup>20</sup> including **psoriasis, fungal infections, eczema, dandruff, acne, genital herpes, and leg ulcers**. Other products included topical applications for preventing and treating bacterial infections including **udder mastitis**, in mammals.

Also under development were systemic anti-inflammatory formulations and methods for reducing inflammation in tissues such as the bowel, muscle, bone, tendon and joints.

Methods also were developed and patented for preventing and treating microbial infections in the lower genital tract of mammals<sup>21</sup>. These included treatment of **vulvitis, vaginitis, cervicitis, and endometritis** which involved an intra-vaginal and/or intra-uterine infusion.

Apart from the applications for human and animal use **Alcide Corporation** also received multiple patents that utilized **Chlorine Dioxide** for the treatment and disinfection of food and beverages, the disinfection of surfaces for Industrial, health care, agricultural, and more.

---

<sup>14</sup> [Encyclopedia.com \(2019\) Misonix, Inc.](#)

<sup>15</sup> You can see footnote 1 on page 8.

<sup>16</sup> The full list of patents can be found at Justia ([2021a](#), [2021b](#)) (an offline copy is found here on page 63). Another list can be found at [Google \(2021\)](#) (an offline copy is found here on page 65).

<sup>17</sup> [Kross \(1997c\) Wound disinfection and repair.](#)

<sup>18</sup> [Kross \(1991\) Composition and procedure for disinfecting blood and blood components.](#)

<sup>19</sup> [Kross \(1992\) Disinfecting oral hygiene compositions and process for using the same.](#)

<sup>20</sup> [Kross \(2001\) Anti-inflammatory formulations for inflammatory diseases.](#)

<sup>21</sup> [Kross \(1997g\) Method and composition for prevention and treatment of female lower genital tract microbial infections.](#)

**Alcide Corporation** went public in 1983, and for reasons unknown, Howard soon sold his share of the company and parted ways<sup>22</sup>. When Howard left the company, he had to sign a no compete agreement with **Alcide Corporation** which prevented him from developing **Chlorine Dioxide** products<sup>23</sup>.

Remarkably, in 1994 at the age of 66, he started the company **ARCO research** and began his work with **Chlorine Dioxide** again after the no compete agreement had expired. In 2004, **ARCO research** became **Frontier Pharmaceutical** and has continued to expand and develop **Chlorine Dioxide** products for human use<sup>24</sup>, and before his death at 92 years of age, Mr. Alliger even patented a method for treating cancer with **Chlorine Dioxide** injections<sup>25</sup>.

Also, in 2004 the multi-billion dollar company **Ecolab** acquired **Alcide Corporation**. The CEO of **Ecolab** at the time stated “*We believe the transaction of Alcide is attractively priced for Alcide shareholders, and will allow Alcide to accelerate growth for its products and improve opportunities for its employees*”<sup>26</sup>.

After **Ecolab** purchased **Alcide**, research and development for human applications of **Chlorine Dioxide** seems to have stopped, and **Alcide** products were re-branded with a strong focus on industrial and agricultural use.

Now we need to step back in time a bit to 1996. It was at this point where the course of **Chlorine Dioxide** took a very interesting turn with the coincidental discovery of a common yet eccentric gold miner by the name of Jim Humble<sup>27</sup>.

In the summer of 1996, Jim Humble was hired to lead a mining expedition through the jungles of South America. During the expedition two of the men on his crew were bitten by mosquitoes and became very ill with what they thought was **malaria**. They had no anti-malarial medication and were two days away from any help. Jim had brought bottles of stabilized oxygen. Stabilized oxygen is a liquid solution of **Sodium Chlorite** that is used to purify water.

Since **Sodium Chlorite** is used to purify water, Jim thought that it might help rid them of the pathogen that was causing their illness. He gave his companions some of the stabilized oxygen and within hours, the men were back on their feet, feeling completely well. This raised some questions in Jim’s mind. Did this water purifier really kill the **malaria**?

The **malaria** parasite infects and kills over a million people each year. This was the beginning of Jim’s search to understand what had happened. He began successfully experi-

---

<sup>22</sup> [Encyclopedia.com \(2019\)](https://www.encyclopedia.com).

<sup>23</sup> Interview with Valerie Alliger-Bogard and [...] Is there an online version of the interview?

<sup>24</sup> [Frontier Pharmaceutical, Inc. \(2019b\) History](#), direct discussion with Valerie Alliger Is there an online version of this discussion?

<sup>25</sup> [Alliger \(2019b\) Patent for treating cancer](#). [DioxiCare \(2019\) Post for "Patent for treating cancer"](#).

<sup>26</sup> [Ecolab \(2004, p. 1\) Ecolab closes on Purchase of Alcide](#).

<sup>27</sup> Verification of Jim Humble's gold mining background. Books and articles written by Jim Humble:

1. [CLS manual: Non-cyanide leaching \(1985\)](#).

2. [The truth in modern gold mining \(Gold mining opportunities for the investor\) \(1994\)](#)

3. [Popular Mining \(1984\)](#).

4. [Fire Assay Home Study Course \(1989\)](#).

5. [Modern Mercury Amalgamation Manual \(1987\)](#).

menting with his mixture of stabilized oxygen on himself and the local natives who had contracted **malaria**.

Jim later discovered for himself that when the **Sodium Chlorite** solution comes into contact with stomach acid or any acid, it produces a substance called **Chlorine Dioxide**. Jim would later discover that **Chlorine Dioxide** cured much more than **malaria**.

Over the next decade, Jim spent a significant amount of time experimenting on himself using **Chlorine Dioxide**, and ultimately helped people in some of the poorest regions of the world including South America, Mexico, and several African countries. He was using **Chlorine Dioxide** to cure **malaria, typhoid fever, dengue fever, HIV** and other serious diseases.

In 2006 Jim published his first book titled, **The Miracle Mineral Supplement of the 21st century**<sup>28</sup>. It was in this book that Mr. Humble recounted the story of his initial discovery, subsequent self-experimentation, and adventures discovering the healing benefits of **Chlorine Dioxide**.

He also gave detailed instructions for anyone to inexpensively prepare this substance for themselves.

Over the next few years, **Chlorine Dioxide** or what came to be known as **MMS**, became an internet sensation and many people began to share how they were being helped by this substance.

Internet chat groups formed and other early social networks began to develop and spread the news of its benefits. From 2006 to 2010, the human use and popularity of **Chlorine Dioxide** under the name **MMS** continued to grow, and it was in 2010 that a government and media campaign began in order to deter people from using **Chlorine Dioxide**. The media and FDA reported that **Chlorine Dioxide** was a poisonous bleach and its consumption could result in injury or death.

From 2010 up until the current year of 2020, the main stream media and the FDA have continued their relentless attack on the human use of **Chlorine Dioxide** and anyone who would promote its use in the treatment of human disease.

Now let's think about this critically for a moment. From the mid-1970s to 2010 a wide range of industries, have been using and developing **Chlorine Dioxide** products without any media outcry and without any **FDA** warnings about this being a toxic poisonous bleach. Then when it's discovered that anyone can safely make and use **Chlorine Dioxide** to cure a broad range of human diseases without a doctor, the **FDA** and the mainstream media begin a fear campaign against **Chlorine Dioxide** to scare humanity away from this simple yet amazing substance.

Are you beginning to see the picture?

They can't ban the substance because it's so widely used in so many industries. **Chlorine Dioxide** has been available for human and animal use since the 1970s but it was when a common old gold miner by the name of Jim Humble discovered how easy it was to make and treat yourself with **Chlorine Dioxide** that the **establishment** comes out with false information and misleading scare tactics to keep people from personally experiencing the power of **Chlorine Dioxide** for themselves.

---

<sup>28</sup> For a PDF version of book (2009) request links: [theuniversalantidote@protonmail.com](mailto:theuniversalantidote@protonmail.com).

There's so much more that I would like to add with regard to the historical review but we'll have to save that for another video.

So now that we've summed up a brief review of the history let's move on to our first question... Is **Chlorine Dioxide** safe for human use?

## Part 2. Is Chlorine Dioxide safe?\*

Let's stop here for a minute and talk about bleach. It is true that **Chlorine Dioxide** is used in the paper industry as a bleaching agent and this is where much of the controversy arises.

The anti-**Chlorine Dioxide** crowd has one argument and one argument only against **Chlorine Dioxide**.

*-The FDA says the ingredients inside are incredibly dangerous.*

*-Essentially it's a powerful bleach that can poison anyone who drinks it.<sup>29</sup>*

*-... to treat everything from cancer, to aging, autism... but you shouldn't drink it, because drinking bleach, as you might guess, isn't good for you.<sup>30</sup>*

*-... and is, basically, turned into bleach in your stomach.<sup>31</sup>*

*-It's like consuming bleach and it's dangerous to your health.<sup>32</sup>*

*-It's bleach!<sup>33</sup>*

This argument is simply propaganda. Here's why.

As a nurse, I regularly give my patients dangerous substances like **Coumadin**<sup>34</sup>, a blood thinner which is used as rat poison, chemotherapy<sup>35</sup>, some of which are used as chemical weapons, and salt water for hydration<sup>36</sup> which is a poison in high concentrations.

All of these substances can be beneficial for humans but can also be highly toxic and even cause death when given in large amounts or inappropriately. The toxicity has everything to do with the dose amount and it has nothing to do with the label placed on the substance.

The same is true for **Chlorine Dioxide**. For **Chlorine Dioxide** to be used as a bleaching agent, the solution concentration will be on average 5%<sup>37</sup>.

---

\* This Title is at 17:51 on video and it's repeated at 20:27 on video, it's repeated corresponding in pg. 15.

<sup>29</sup> [WCNC \(2019\)](#).

<sup>30</sup> [WGRZ \(2019\)](#).

<sup>31</sup> [ABC Action News \(2019\)](#).

<sup>32</sup> [WDIV 4 \(2019\)](#).

<sup>33</sup> [13News Now \(2019\)](#).

<sup>34</sup> [Lim \(2017\) Warfarin: from rat poison to clinical use](#).

<sup>35</sup> [Callaix \(2021\) Alkylating agents](#).

<sup>36</sup> [Haskins \(2018\) What Is sodium chloride and how Is It used?](#)

<sup>37</sup> Which equals 50,000 ppm, [Emerson \(2021\) pH measurement in chlorine dioxide bleaching in paper mills](#).

Dosing used for human health ranges from 0.000003% to 0.02% solution. When **Chlorine Dioxide** is used appropriately in the minuscule quantities required to eliminate pathogen's and benefit human health, it's totally safe.

So the bleach propaganda argument which initially scared me away from **Chlorine Dioxide** is completely invalid with reference to how **Chlorine Dioxide** is used for internal and external human use.

Here's a quote from **Scotmas group**, experts in the field of **Chlorine Dioxide** disinfection:

*“While chlorine dioxide has 'chlorine' in its name, its chemistry is radically different from that of chlorine.*

*As we all learned in high school chemistry, we can mix two compounds and create a third that bears little resemblance with its parents. For instance, by mixing two parts of hydrogen gas with one of oxygen liquid water is the formed. We should not be misled by the fact that chlorine and chlorine dioxide share a word in common. The chemistries of the two compounds are completely different.”<sup>38</sup>*

So now let's dig into safety. Is **Chlorine Dioxide** safe?

## Part 2: Is Chlorine Dioxide safe?\*

The answer to this question is **yes** and **no**. **Yes**, it's safe if it's used appropriately, and **no** it's not safe if it's used inappropriately. This is true for any chemical, medicine, or substance that is applied to the human body.

Because of **Chlorine Dioxide**'s safe track record, It's used widely as a water purifier and is being used as a safe decontaminant in many industries including the food and beverage, medical, agricultural, pharmaceutical, and sanitation<sup>39</sup>. Any place where you need to kill all

---

<sup>38</sup> [Scotmas Group \(2018d\) Why is ClO2 different to chlorine?](#)

\* This Title is at 20:27 on video. It's a repetition of previous Part 2 tile at 17:51 on video, pg. 14.

<sup>39</sup> The following information was removed from documentary but it is good information.

**Chlorine Dioxide** is safe not only when used appropriately, scientific research indicates that **Chlorine Dioxide** neutralizes many different environmental toxins including herbicides, pesticides, pharmaceutical residues and more.

[Hsu \(1988\) The removal of phenols from oily wastewater by chlorine dioxide.](#)

[Hey \(2013\) Application of chemical oxidation processes for the removal of pharmaceuticals in biologically treated wastewater.](#)

[Hey et al. \(2012\) Oxidation of pharmaceuticals by chlorine dioxide in biologically treated wastewater.](#)

[Bhilwadikar \(2019\) Decontamination of Microorganisms and Pesticides from Fresh Fruits and Vegetables: A Comprehensive Review from Common Household Processes to Modern Techniques.](#)

[Kodranov et al. \(2020\) Examination of degradation and ecotoxicology of pethoxamid and metazachlor after chlorine dioxide treatment.](#)

[Ben et al. \(2017\) Oxidation of sulfonamide antibiotics by chlorine dioxide in water: kinetics and reaction pathways.](#)

[Chen et al. \(2014\) Chlorine dioxide treatment for the removal of pesticide residues on fresh lettuce and in aqueous solution.](#)

of the bacteria, fungus, and viruses, **Chlorine Dioxide** is becoming known as the safest and most effective choice available.

**Chlorine Dioxide** was used to safely sterilize the senate offices after an **anthrax** attack in Washington DC in 2001<sup>40</sup> and it has been used to safely clean up **Ebola** virus hot zones<sup>41</sup>.

When used appropriately, **Chlorine Dioxide** is safe and is one of the few chemicals that does not harm the environment.

Precautions and discretion should be used as would be appropriate with any chemical, medication, herb, or substance used for medicinal purposes.

There are a number of different ways that the users of **Chlorine Dioxide** introduce this substance onto and into their bodies. The primary methods of use are topical and oral consumption.

For the purposes of this discussion about safety, I'm gonna cover the methods that are commonly tested in the scientific research literature which include oral consumption, inhalation, and ophthalmic.

One of the main reasons why **Chlorine Dioxide** is replacing chlorine bleach in many water treatment facilities is because its byproducts do not react with organic compounds in the same way as chlorine bleach. The byproducts of **Chlorine Dioxide** are safe and not harmful for human consumption. Safety studies performed since the 1970s have shown that **Chlorine Dioxide** when used appropriately is safe for human consumption. More recent animal studies have also helped to identify safe levels of **Chlorine Dioxide** for oral and inhalation use.

Let's look at a few of those studies. In 2017, a safety study was performed using mice<sup>42</sup>. Part of this study was performed in order to determine the safety and efficacy of **Chlorine Dioxide** when inhaled and taken orally. The conclusion for the inhaled **Chlorine Dioxide** was that compared to the control group "*inhalation of 10 and 20 ppm [parts per million]*" of **Chlorine Dioxide** (for a full straight 24 hour period) "*did not cause irritation in the mice*"<sup>43</sup>. And there was no significant difference between the control and the test group.

In the same study, the conclusion for the oral dosing of **Chlorine Dioxide** was "*in the subchronic oral toxicity test 0, 5, 10, 20, and 40 ppm*" **Chlorine Dioxide** "*was prepared to feed mice. Clinical observations of the mice showed no abnormality and no mortality after 90 days for the control and test groups [...] administration of up to 40 ppm*" **Chlorine Dioxide** "*to mice for 90 days is nontoxic.*"<sup>44</sup>

And again in the same study, "*50 ppm showed no significant symptoms in a rabbit ophthalmic eye irritation test*"<sup>45</sup>.

In another animal study<sup>46</sup> 100 mg/l [milligrams per liter], which is 100 ppm **Chlorine Dioxide** was added to every liter of drinking water for 30 days and toxicity on blood com-

---

<sup>40</sup> [Young \(2001\) Biocidal gas could kill anthrax in infected buildings.](#)

<sup>41</sup> [NSRDEC Public Affairs \(2014\) Natick plays key role in helping to fight spread of Ebola.](#)

<sup>42</sup> [Ma et al. \(2017\) Efficacy and safety evaluation of a chlorine dioxide solution.](#)

<sup>43</sup> [Ma et al. \(2017, p. 8\) Efficacy and safety evaluation of a chlorine dioxide solution.](#)

<sup>44</sup> [Ma et al. \(2017, p. 9\) Efficacy and safety evaluation of a chlorine dioxide solution.](#)

<sup>45</sup> [Ma et al. \(2017, p. 1\) Efficacy and safety evaluation of a chlorine dioxide solution.](#)

<sup>46</sup> [Moore & Calabrese \(1982, p. 1\) Toxicological effects of chlorite in the mouse.](#)

ponents was evaluated, they evaluated a wide range of blood parameters and they found no significant effects on any of these parameters.

In one study<sup>47</sup>, human volunteers drank **Chlorine Dioxide** in solution to 20 ppm and it showed no adverse side effects.

In another study from 1972<sup>48</sup>, Honeybees, which are usually very susceptible to any toxicity, were fed high doses of 10 to 100 ppm **Chlorine Dioxide** in their water supply and showed no ill effects. And not only that, when the concentration was kept between 10 and 100 ppm this significantly increased the longevity of the bees.

In another study<sup>49</sup>, rats were exposed continuously to inhaled **Chlorine Dioxide** at 0.05 ppm or 0.1 ppm, for 24 hours a day and 7 days a week for 6 months. The study concluded that gas up to 0.1 ppm exposed to whole body in rats continuously for six months was not toxic.

These rats breathed low concentrations for six months continuously and had no adverse side effects.

In another study performed in Japan<sup>50</sup>, school children had a significantly reduced incidence of absenteeism during a period when low concentrations of **Chlorine Dioxide** were dispersed throughout the classroom. These children were being exposed to safe levels of **Chlorine Dioxide** and received the benefit of fewer sick days.

According to the Center for Disease Control, "*Chlorine dioxide is not mutagenic or carcinogenic in humans*"<sup>51</sup>.

According to the United States **Environmental Protection Agency [EPA]** in a study carried out in 1981<sup>52</sup>, 198 people were exposed to 5 ppm **Chlorine Dioxide** for three months and the EPA researchers failed to identify any significant exposure-related effects when compared to the control group of 118 people.

Another study was carried out on **Chlorine Dioxide** and its metabolites in 1982 and this was the conclusion:

*"Within the limits of the study, the relative safety of oral ingestion of chlorine dioxide and its metabolites, chlorite and chlorate, was demonstrated by the absence of detrimental physiological response."*<sup>53</sup>

---

<sup>47</sup> [Lubbers & Blanchine \(1984\) Effects of the acute rising dose administration of chlorine dioxide, chlorate and chlorite to normal healthy adult male volunteers.](#)

<sup>48</sup> Erratum: in the video I said 1979 but the correct year of the study is 1972. [Lackett et al. \(1972\) Oxodene: Longevity of honey bees.](#)

<sup>49</sup> [Akamatsu et al. \(2012\) Six-month low level chlorine dioxide gas inhalation toxicity study with two-week recovery period in rats.](#)

<sup>50</sup> [Ogata et al. \(2009\) Effect of chlorine dioxide gas of extremely low concentration on absenteeism of schoolchildren.](#)

<sup>51</sup> [Centers for Disease Control and Prevention \(CDC\) \(2016\) Other sterilization methods.](#)

<sup>52</sup> [Michael et al. \(1981\) Chlorine dioxide water disinfection: A prospective epidemiology study.](#)

<sup>53</sup> [Lubbers et al. \(1982, p. 62\) Controlled clinical evaluations of chlorine dioxide, chlorite and chlorate in man.](#)

On page 1 of the EPA completed review of **Chlorine Dioxide**<sup>54</sup> it states: “At this time, products containing chlorine dioxide and sodium chlorite are intended for agricultural, commercial, industrial, medical and residential use”. On page 2 it states: “Chlorine dioxide and sodium chlorite do not appear to produce toxic metabolites produced by other substances”.

To exemplify just how safe **Chlorine Dioxide** is, the pharmaceutical company, **Frontier Pharmaceutical**, has produced a variety of **FDA** approved safe products containing **Chlorine Dioxide** that include oral rinse and skin care products, and the founder of the company, Howard Alliger, even has a patent for using **Chlorine Dioxide** to eliminate cancer<sup>55</sup>. The patent states the following: “Chlorine Dioxide (ClO<sub>2</sub>) a strong oxidant, can safely be injected into a subject's body, including a tumor, although the compound has not yet been utilized as a cancer treatment in this manner”<sup>56</sup>.

It goes on to say, “ClO<sub>2</sub> is highly penetrating, and generally considered nontoxic –as demonstrated by its application in deep wounds, third degree burns, and use in oral and topical diseases”<sup>57</sup>.

Citations are given for the research papers that validate this statement. These can be found in the PDF document listed in the description of this documentary.

There are dozens of research papers that extol the benefits and safety of properly applied **Chlorine Dioxide** for human wound management and microbial control. In 2014, the **Journal of Advances in Skin and Wound Care** published an article that stated, “Chlorine Dioxide appears to be a safe biologically acceptable antiseptic wound irrigate that does not appear to interfere with cosmetic outcomes”<sup>58</sup>.

And from the International Dentistry Journal published in 2004 it states, “the effectiveness of topical chlorine dioxide (0.8%) in the management of chronic atrophic candidiasis was demonstrated. ClO<sub>2</sub> provided a safe and clinically effective option”<sup>59</sup>.

And just so you understand what a 0.8% solution is let me illustrate. 0.8% when converted to parts per million equals 8,000 ppm.

The typical oral dosing that people use when ingesting chlorine dioxide orally is less than 100 ppm and typically less than 50 ppm. So as an oral rinse **Chlorine Dioxide** was safe and clinically effective at a dose 80 times greater than what is used to receive the beneficial effects through oral ingestion.

**Chlorine Dioxide** is even being used medically for the treatment of cancer in France. French physician Laurent Schwartz has been treating patients using a protocol that includes **Chlorine Dioxide**<sup>60</sup>. The literature can be reviewed at [cancertreatmentjournal.com](http://cancertreatmentjournal.com).

---

<sup>54</sup> [Environmental Protection Agency \(EPA\) \(2006, p. 1\) Reregistration Eligibility Decision \(RED\) for chlorine dioxide and sodium chlorite \(Case 4023\).](#)

<sup>55</sup> [Alliger \(2019b\) Method and compositions for treating cancerous tumors.](#)

<sup>56</sup> [Alliger \(2019b, p. 26\) Method and compositions for treating cancerous tumors.](#)

<sup>57</sup> [Alliger \(2019b, p. 26\) Method and compositions for treating cancerous tumors.](#)

<sup>58</sup> [Valente et al. \(2014\) Activated chlorine dioxide solution can be used as a biocompatible antiseptic wound irrigant.](#)

<sup>59</sup> [Mohammad et al. \(2004, p. 154\) Clinical and microbiological efficacy of chlorine dioxide in the management of chronic atrophic candidiasis: an open study.](#)

<sup>60</sup> [Schwartz \(2017\) Chlorine dioxide as a possible adjunct to metabolic treatment.](#)

When typical users ingest **Chlorine Dioxide** by mouth, they're gonna be consuming mixtures that range from about 10 ppm to 100 ppm. So the range of dosing is within or just slightly above the doses that showed no abnormality and no mortality after 90 days of chronic daily use in the animal studies previously mentioned.

Thousands of people, including myself, have experimentally consumed **Chlorine Dioxide** for months at a time within the 10 to 100 ppm dose range. I'm not stating that long-term chronic daily use is recommended, I'm just stating that people have performed long-term chronic daily use experiments without harm. Like any good medicine, **Chlorine Dioxide** should be used appropriately to help restore and improve human health.

A full review of all the documents mentioned in this safety section can be found through the link in the description of this documentary.

In summary, when used appropriately in the low doses required to neutralize pathogens **Chlorine Dioxide** has been proven safe. When used inappropriately in high doses **Chlorine Dioxide** can be dangerous and it must be used with caution.

### **Part 3: Is Chlorine Dioxide effective?\***

The third question that I needed answered as I began my research into **Chlorine Dioxide** was “*Is Chlorine Dioxide effective for destroying pathogens including viruses, bacteria, and fungus and producing beneficial oxidative effects?*” And to be more specific, is it effective at doing this with direct human application both outside and inside the body?

Let's first look at the evidence for the overall effectiveness of **Chlorine Dioxide**'s ability to kill viruses, bacteria, and fungus. And then we will take a look at the effectiveness with regard to human application.

One thing you have to keep in mind with regard to effectiveness studies is that to my knowledge, in the United States, there have been no started or completed human trials authorized by the existing **medical establishment** for the internal use of **Chlorine Dioxide** with any virus, bacteria, or fungus and there have been hundreds if not thousands of research projects into its external and disinfectant use.

Fortunately, there have been a few "unofficial" remarkable human studies completed and we live in the digital age where it is almost impossible to completely eliminate information.

Unfortunately, instead of embracing the incredible results and jumping into action with more studies, the results were quickly discredited and buried after the **powers that be** classified them as “**never happening**” or “**unauthorized**”.

### **Part 3: Is Chlorine Dioxide effective?\***

So let's get started looking into the **in vitro** research.

---

\* This Title is at 30:48 on video and it's repeated at 32:08 on video, it's repeated corresponding in pg. 119.

\* This Title is at 32:08 on video. It's a repetition of previous Part 3 tile at 30:48 on video, pg. 19.

To start here's a quote from the **Encyclopedia of Food Microbiology**<sup>61</sup>, second edition, 2014: “Chlorine dioxide is 3–4 times as powerful as sodium hypochlorite as a sanitizing agent and is generally effective against all bacteria and viruses”.

This is from the **Travel and Tropical Medicine Manual**<sup>62</sup>, fifth edition, 2017:

*“Chlorine dioxide is capable of inactivating most water-borne pathogens, including Cryptosporidium [...] at practical doses and contact times. It is at least as effective a bactericide as chlorine and in many cases superior. It is far superior as a virucide”.*

From the International Travel Health Guide (2006-2007), 13th Edition<sup>63</sup>:

*“Chlorine dioxide is an extremely effective disinfectant, which rapidly kills bacteria, viruses, and **Giardia**, and is also effective against **Cryptosporidium**. ClO<sub>2</sub> also improves taste and odor, destroys sulfides, cyanides, and phenols, controls algae, and neutralizes iron and manganese ions. It is an effective biocide at concentrations as low as 0.1 ppm (parts per million) and over a wide pH range. It is ten times more soluble in water than chlorine, even in cold water. Unlike iodine, chlorine dioxide has no adverse effects on thyroid function. Chlorine dioxide is widely used by municipal water treatment facilities.*

*The term “chlorine dioxide” is misleading because chlorine is not the active element. Chlorine dioxide is an oxidizing, not a chlorinating agent. ClO<sub>2</sub> penetrates the cell wall and reacts with amino acids in the cytoplasm within the cell, killing the microorganism. The by-product of this reaction is chlorite, which is harmless to humans.”*

In the same study mentioned earlier<sup>64</sup> that looked at oral, inhaled, and ophthalmic safety limits the researchers found that “antimicrobial activity” **in vitro** “was more than 98.2%” reduced when concentrations of chlorine dioxide were 5 and 20 ppm “for bacteria and fungi”, respectively. It stated “excellent antimicrobial activity was observed [...] for both bacteria and fungi”. Also, in the study, antiviral inhibition was examined for **H1N1**, **influenza B**, and **enterovirus 71**, and there was a greater than 50% inhibitory effect within a 2 minute exposure to 100 ppm of **Chlorine Dioxide**.

It's important to note that this safety and effectiveness study was specifically being carried out because a **Chlorine Dioxide** solution can be and is directly applied to food and human hygiene products and for preventative health measures<sup>65</sup>. In other words, they know it

<sup>61</sup> [Bari & Kawamoto \(2014, p. 221\) “Process Hygiene. Types of Sterilant” in Batt & Tortorello \(2014, vol. 3\) Encyclopedia of food microbiology.](#) You can see a preview in [Google Books](#).

<sup>62</sup> [Backer \(2017, p. 106\) “Water Disinfection” in Sanford et al. \(2017\) The travel and tropical medicine manual.](#)

<sup>63</sup> [Rose & Keystone \(2006, p. 85\) International travel health guide 2006-2007.](#)

<sup>64</sup> [Ma et al. \(2017, p. 6\) Efficacy and safety evaluation of a chlorine dioxide solution.](#)

<sup>65</sup> [Ma et al. \(2017, p. 5\) Efficacy and safety evaluation of chlorine dioxide solution:](#) “In this study, a UC-1 containing 2000 ppm chlorine dioxide in water was produced through the electrolytic method with food-grade salt (99% NaCl) and RO water as the starting reactants. Subsequently, the chlorine dioxide was pu-

works extremely well on the outside, and they wanted to make sure that it was safe for internal use because it's so effective against all pathogens.

In a 2010 study<sup>66</sup>, “*CD [Chlorine Dioxide] at concentrations ranging from 1 to 100 ppm produced potent antiviral activity, inactivating ≥ 99.9% of the viruses with a 15 sec treatment for sensitization. The antiviral activity of CD was approximately 10 times higher than that of SH [sodium hypochlorite]*” which is standard bleach.

In a 2008 study<sup>67</sup> of the Influenza A virus Infection, a randomized controlled trial was performed with mice and yielded the following amazing results.

10 mice were exposed to aerosolized **Influenza A** and aerosolized **Chlorine Dioxide** at 0.03 ppm simultaneously for 15 minutes. A control group of 10 mice were exposed to only the aerosolized **Influenza A** for 15 minutes.

Sixteen days after exposure, none of the mice exposed to the **Chlorine Dioxide–Influenza A** group had died, but 7 out of 10 mice in the influenza only control group died. That is a 70% fatality for the mice that did not receive aerosolized **Chlorine Dioxide**.

Did you catch that? Extremely low doses of **Chlorine Dioxide** protected 100% of those mice from influenza.

**Chlorine Dioxide** out performs other disinfectants and is safer than any other.

In this study<sup>68</sup>, eleven disinfectants were put to the test against some of the most common and harmful bacteria. **Chlorine Dioxide** had the highest biocidal activity out of all eleven.

**Chlorine Dioxide** inactivates **HIV in vitro**.

In a 1993 study<sup>69</sup>, **Chlorine Dioxide** inactivated **HIV-1** in the presence of blood and in the presence of medical supplies.

**Chlorine Dioxide** is also effective at inactivating and destroying **Human Papilloma Virus** or **HPV**<sup>70</sup>.

Five of the most common bacterial pathogens have been tested against **Chlorine Dioxide** and here are some of the results.

5 ppm of **Chlorine Dioxide** in water decreased **E. Coli** by 99.999% in 60 seconds<sup>71</sup>.

**Acinetobacter baumannii** a multi-drug resistant bacteria which can cause **pneumonia** and **meningitis** was killed by **Chlorine Dioxide** at 100 ppm in 60 seconds<sup>72</sup>.

---

*rified through a film and dissolved in RO water. Because a chlorine dioxide solution can be directly applied to food or human hygiene or preventative health measures, its safety and efficacy were investigated.”*

<sup>66</sup> [Sanekata et al. \(2010\) Evaluation of the antiviral activity of chlorine dioxide and sodium hypochlorite against Feline Calicivirus, Human Influenza Virus, Measles Virus, Canine Distemper Virus, Human Herpesvirus, Human Adenovirus, Canine Adenovirus and Ca.](#)

<sup>67</sup> [Ogata & Shibata \(2008\) Protective effect of low-concentration chlorine dioxide gas against influenza A virus infection.](#)

<sup>68</sup> [Tanner \(1989\) Comparative testing and evaluation of hard-surface disinfectants.](#)

<sup>69</sup> [Farr & Walton \(1993\) Inactivation of human immunodeficiency virus by a medical waste disposal process using chlorine dioxide.](#)

<sup>70</sup> [Meyers et al. \(2020\) The ability of two chlorine dioxide chemistries to inactivate human papillomavirus-contaminated endocavitary ultrasound probes and nasendoscopes.](#)

<sup>71</sup> [Banach et al. \(2018\) Efficacy of chlorine dioxide on Escherichia coli inactivation during pilot-scale fresh-cut lettuce processing.](#)

<sup>72</sup> [Hinenoya et al. \(2015\) Chlorine Dioxide is a Better Disinfectant than Sodium Hypochlorite against Multi-Drug Resistant Staphylococcus aureus, Pseudomonas aeruginosa, and Acinetobacter baumannii.](#)

**Salmonella typhimurium**, the bacteria which causes **typhoid fever** was killed off by a 10 minute exposure to 5 ppm **Chlorine Dioxide** gas<sup>73</sup>.

**Pseudomonas Aeruginosa**, which is a drug resistant bacteria that causes **pneumonia** was completely killed by exposure to 10 ppm of **Chlorine Dioxide** for 60 seconds<sup>74</sup>.

**Chlorine Dioxide** is a certified biocide and here<sup>75</sup> is a running list of microorganisms which includes bacteria, viruses, and fungi that it is known to inactivate.

There are many more studies on the efficient destroying power of **Chlorine Dioxide** and those studies can be found through a link in the description to a PDF handbook for **Chlorine Dioxide** References.

The incredible power and potency of **Chlorine Dioxide** to destroy pathogens that cause human suffering and misery cannot be overstated.

Now let's take a look at the available research for **Chlorine Dioxide** for direct external and internal human application along with some interesting animal studies.

In a Japanese study<sup>76</sup> that looked at the continuous use of extremely low concentrations of **Chlorine Dioxide**, school children were exposed to 0.01 to 0.03 ppm in the air continuously, and there was a significant decline in student absenteeism during the 38 day trial period, and strongly suggests the usefulness of extremely low-concentration **Chlorine Dioxide** gas to prevent respiratory viral diseases.

**Chlorine Dioxide** is recognized as a biocompatible wound antiseptic irrigant<sup>77</sup>.

This means that it can be used in human and animal wounds to help reduce infection and inflammation without causing any type of irritation or negative effects on routine healing. In fact, **Chlorine Dioxide** products have been shown to significantly improve wound healing time in animal studies<sup>78</sup>. As a side note treatment of deep surgical wounds with **Chlorine Dioxide** has also taken place and the results have been quite remarkable<sup>79</sup>. **Chlorine Dioxide** was shown to be completely safe and biocompatible and there was significant improvement in wound healing outcomes<sup>80</sup>.

---

<sup>73</sup> [Lee et al. \(2017\) Bactericidal effects of chlorine dioxide gas against E. coli and S. Typhimurium in vitro.](#)

<sup>74</sup> [Hinenoya et al. \(2015\) Chlorine Dioxide is a Better Disinfectant than Sodium Hypochlorite against Multi-Drug Resistant Staphylococcus aureus, Pseudomonas aeruginosa, and Acinetobacter baumannii.](#)

<sup>75</sup> [Proklean Services \(2015\) Organisms that Chlorine Dioxide has been proven to eliminate.](#)

<sup>76</sup> [Ogata et al. \(2009\) Effect of chlorine dioxide gas of extremely low concentration on absenteeism of schoolchildren.](#)

<sup>77</sup> [Valente et al. \(2014\) Activated chlorine dioxide solution can be used as a biocompatible antiseptic wound irrigant.](#)

<sup>78</sup> [Al-bayaty & abdulla \(2012\) A comparison of wound healing rate following treatment with aftamed and chlorine dioxide gels in streptozotocin-induced diabetic rats. They published a \*\*Corrigendum\*\* \(2019\) because an image error.](#)

<sup>79</sup> [Chapnick & Wilkins \(2014\) Surgical wound management in dogs using an improved stable chlorine dioxide antiseptic solution.](#)

[Noszticzus et al. \(2013a\) Demonstrating that chlorine dioxide is a size-selective antimicrobial agent and high purity ClO2 can be used as a local antiseptic.](#)

[Zavala-Rodriguez et al. \(2014\) Oxychlorine species suppress postsurgical adhesions in rats.](#)

<sup>80</sup> [Kenyon et al. \(1986a\) Controlled wound repair in guinea pigs, using antimicrobials that alter fibroplasia.](#)

In this study<sup>81</sup> they also propose an interesting theory for the cause of the beneficial effects that **Chlorine Dioxide** brought to the serious wounds.

Studies have been carried out by Frontier Pharmaceutical with their **Chlorine Dioxide** products for the treatment of non-healing diabetic ulcers with striking results<sup>82</sup>.

Multiple studies have been carried out on the use of **Chlorine Dioxide** for oral health<sup>83</sup>, and several products have been developed by different companies<sup>84</sup> which utilize it as a post-surgical oral rinse and general use oral rinse to treat periodontal disease oral infections, canker sores, bad breath and more. **Frontier Pharmaceutical**, the company that was founded by Howard Alliger, offers a whole line of **Chlorine Dioxide** products for external and oral rinse use<sup>85</sup>. They have products that cure toenail fungus, canker sores, oral infections, and chronic sinus infections.

**Candida albicans** is a big problem when it comes to fungal overgrowth caused by antibiotic overuse and denture use in the elderly. This overgrowth can cause significant human health problems. In a pilot study<sup>86</sup> of oral **Candida**, **Chlorine Dioxide** provided a safe and clinically effective option in the management of chronic **candidiasis**.

A research study on dairy cows with a **Chlorous Acid-Chlorine Dioxide** Teat Dip showed a reduced incidence of **Staph. aureus** infection of the udder by over 90%<sup>87</sup>.

*"In the preliminary clinical trial that took place in 1982, a physician stated that Alcide (which is a patented form of chlorine dioxide) induced prompt remission of perioral herpes symptoms and rapid resolution of the lesions in 15 of 16 cases. These patients have had no recurrence in 6 months. Also five of the six patients with genital herpes had prompt remission and no recurrence."<sup>88</sup>*

In 2012, a study took place in Uganda<sup>89</sup>. The **International Red Cross, Uganda Red Cross**, and a group called the **Water Reference Center** had members present that con-

---

<sup>81</sup> [Noszticzus et al. \(2013a\) Demonstrating that chlorine dioxide is a size-selective antimicrobial agent and high purity ClO2 can be used as a local antiseptic.](#)

<sup>82</sup> [Alliger \(2014\) Overall view of ClO2.](#)

<sup>83</sup> [Mohammad et al. \(2004\) Clinical and microbiological efficacy of chlorine dioxide in the management of chronic atrophic candidiasis: an open study.](#)

[Wei et al. \(2008\) Plasma membrane damage to Candida albicans caused by chlorine dioxide \(ClO2\).](#)

<sup>84</sup> [OraCare \(2015\) Activated chlorine dioxide.](#)

[Sinox Health, Inc. \(2021\) Snoot! Spray - Snoot Nasal Cleanser.](#)

<sup>85</sup> [Frontier Pharmaceutical, Inc. \(2019a\) Active chlorine dioxide oral care products.](#)

<sup>86</sup> [Mohammad \(2004\) Clinical and microbiological efficacy of chlorine dioxide in the management of chronic atrophic candidiasis: an open study.](#)

[Wei et al. \(2008\) Plasma membrane damage to Candida albicans caused by chlorine dioxide \(ClO2\).](#)

<sup>87</sup> [Boddie et al. \(1998\) Germicidal activity of a chlorous acid-chlorine dioxide teat dip and a sodium chlorite teat dip during experimental challenge with Staphylococcus aureus and Streptococcus agalactiae.](#)

<sup>88</sup> Shalita (1979) as cited in [Abdel-Rahman et al. \(1982\) Toxicity of Alcide.](#)

<sup>89</sup> [Koehof \(2012\) Red Cross clinical trial test with waterpurificator. Luuka district, alternate site for viewing: Telegram.](#)

[Water Center Council \(2012\) Malaria field test in Uganda - 100% Cured, alternate site for viewing: YouTube, Bitchute.](#)

[Humble et al. \(2012\) LEAKED: Proof the Red Cross Cured 154 Malaria Cases with MMS.](#)

ducted the study and documented the results. In the study, 154 people tested positive for **malaria** and 154 were cured of **malaria** within 48 hours.

After the study was conducted by the local **Red Cross**, the **International Red Cross** authorities denied that the entire thing took place and refused to verify the results.

The study was documented on video by several people, and these videos made their way online. Unfortunately, the **malaria** study documentary has been banned multiple times from [YouTube](#) but can be found on alternative video platforms like [Brighteon](#) and [BitChute](#) and those links are provided in the PDF document that you can find in the description of this video.

In a more recent preliminary trial, 100 patients with serious illness from **COVID-19** were cured within 48 hours of use of **Chlorine Dioxide**. These preliminary studies were carried out in the country of Ecuador by licensed physicians who were desperate to find a true solution for so many of the serious **COVID-19** patients that were dying by the hundreds.

One brave doctor first cured himself using **Chlorine Dioxide** and then after several other doctors recovered with **Chlorine Dioxide**, it was offered as an alternative treatment with consent to severe cases.

All 100 patients that participated had significant improvement within 48 hours and achieved a complete recovery. This preliminary study was carried out with the assistance of biophysicist Andreas Kalcker who has been a longtime advocate of **Chlorine Dioxide** and speaks internationally on the subject.

One of my main purposes in showing you all of this research data is to help you see the contrast between what you see coming from the main stream news sources saying that **Chlorine Dioxide** is a toxic bleach and the reality that **Chlorine Dioxide** is a safe, powerful, and effective substance.

Here you have a substance that anyone can make or buy and when used appropriately it can bring health and healing where nothing else can. You can literally make enough of this to last a lifetime for less than \$100, and it has been known to cure everything from the common cold to cancer.

Do you remember Howard Alliger, the guy that founded **Alcide Corporation** and **Frontier Pharmaceutical**? He filed a patent in 2017 that utilizes **Chlorine Dioxide** to cure cancer. In the patent information, he provides experimental research that was performed with mice that showed a complete tumor regression within 48 hours of injection<sup>90</sup>. That's right! It killed cancer tumors in less than 48 hours.

#### **Part 4: Personal Testimonies and Reports**

As I said previously, the internal human use studies are few and far between, but the same cannot be said for the anecdotal reports from all over the world.

From written testimony reports to video testimonies, there have been hundreds if not thousands of reports.

---

<sup>90</sup> [Alliger \(2019b\) Method and compositions for treating cancerous tumors.](#)

Many of these have been banned from media platforms like **YouTube**, **Facebook**, and **Google**. The locations of these testimonies can be found in the PDF document found in the description of this video.

There has been a quietly growing grass roots movement of people using **Chlorine Dioxide** to self-treat disease and they've been using **Chlorine Dioxide** to cure a wide range of infectious diseases including antibiotic resistant bacterial infections, **malaria**, **influenza**, **hepatitis**, and more. Others have had some remarkable results relieving diseases such as **arthritis**, **cancer**, and other inflammatory diseases.

Time and my own personal limitations to perform interviews and compile interview data prevents me from chronicling the thousands of stories that I could compile. Here are some recent interviews and stories that I have compiled but this doesn't even scratch the surface as to the alleviation of human suffering that **Chlorine Dioxide** has brought to the world.

### **Interview with Dave**

Earlier in this documentary, I mentioned Dave who is a missionary to Africa and has been helping people with **Chlorine Dioxide** since 2007. In May of 2020, I was able to interview Dave over video chat. Here are some clips from that interview. The entire interview can also be found on my [Brighteon backup channel](#) and also on my [BitChute backup channel](#).

*[Dave] -I was in Guinea-Bissau, west Africa, for 10 years, where we had the clinic.*

*But then I was in Kenia and Uganda. I've been there the last couple of years. so... and I've used \*to be up\* there.*

*[Jeff] -Tell me how you first came into contact with **MMS**.*

*[Dave] -I knew that I wanted to go to Africa... Boys've been interested in natural medicine. I knew how good, on paper, **MMS** was. So we called **MMS** or **Chlorine Dioxide**, whatever term you like. So then I, once I got to Africa, a had it with me but I had never really used it. I think I used it maybe once or twice here in America.*

*But I got to Africa, I got **malaria** right away within 10 days. An then... I almost died from the **malaria**, I was really sick. So, I tried conventional pharmaceutical medicine for about 10 days and I wasn't getting any better. My visions was starting to get really bad, my hearing... because... the drugs that they inject or you take for **malaria**, the pharmaceuticals...*

*So after about 10 days I realize that... (2 on the morning) that I had to try something different. So I mixed up some **MMS**, drank it... tasted terrible but within an hour to an hour and a half I was sleeping normally. My nausea was gone, headache... I mean, all of you've seen that I had, the temperature, a high temperature...*

*So, I got really well very quickly and so I woke up the next morning feeling great. So the next day I thought, "Man, this is great for **malaria**!" So I found 13*

africans, gave it to them... Almost everybody in that village has **malaria**, **chronic malaria** or they're having \*a part\* of it.

I gave it to 13 and then 2...

[Jeff] -What year was that?

[Dave] -... came back and they just said, "This is the best best medicine we've ever taken for **malaria**".

[Jeff] -What year was that?

[Dave] -That was 2007.

[Jeff] -Wow! Ok.

[Dave] -West Africa... Guinea-Bissau... We tested people, before and after, blood test for **falciparum**, you know?... **malaria**... We tested... I tested 33 before and after, and it was 100% accurate. And then we have, probably, another 50 or 70. We had a lot more people that tested on their own. But **MMS** worked within hours, 2 or 3 hours, a 100% of the time.

[Jeff] -For **malaria**?

[Dave] -But... For **malaria**, a-ha, yeah.

So I did up getting **typhoid**, my blood pressure drop to about 85 over 45. So I had to take it for **typhoid fever** right away with it, a day or two, bowel functions start returning. Yeah, your blood pressure start returning...

But it's incredible for **malaria** and **typhoid**, **typhoid fever**.

We saw people with fungus infections on their head, the scalp all the way down to their feet. just crazy infections, and they've been that way for 10 years. And we would \*made\* scatter on every square inch of their body. Sometimes their face, their scalp... their whole body. We put in on with a paint brush or sprayed on with a spray bottle. We would make sure very thorough and it was 100% never had anybody come back and said, you know? "The rash is continuing" or "The itch is still there"... very effective.

[Jeff] -Have you ever seen **MMS** cause harm when using the doses that you use?

[Dave] -Oh, never. We've treated, probably, 70 to a 100 thousand people for **malaria** and **typhoid**. I've never seen an adverse reaction, I've seen people vomit, especially if they're very, very sick. And little children... I would usually give them a little more medicine, a drop or two more than probably necessary because so many times the kids are on the verge of dying, so I rather see them vomit because even though they vomit they get well so incredibly quick. Maybe the medicine is only in their stomach for 5 minutes or 10 minutes before they vomit but I've seen kids and adults on the verge of death compl... I mean, ready to die.

They can sit up and drink, within an hour or two they're... they're on their feet, they're saying: "I feel good".

I did treat some people for **HIV** using **MMS** and **colloidal silver** with really great results but the problem is most countries over Africa, (because they're influenced by the FDA), they don't allow it. But I've seen CD4 or CD8 numbers

come up right away, they've tested negative for the virus. But that's very limited because I've only had to do it on the download with some people.

It was pretty unique, I mean... you see the same thing every time you go into the communities. You go into to a tribe, a 100% muslims, and I always do it the same way, I said, "We want to bring the Bible and tell you about **Nabi 'Īsā**" (prophet or Jesus) and so they always say: "Have a tea with us, you can talk with us but you'll never talk to the people of our village, we're gonna protect them from the Bible". So then I said... I always switch gears going to translators... but I always said: "We want to treat people in your community, we'll treat everyone comes tomorrow morning".

And we would treat anywhere from 500 to 2,000 people.

They come, we treat them with a megaphone a kind of expedite way, you know? "... be symptoms of **malaria** stand under that mango tree". We would treat a lot of patients in one day. And by the end of the first day the people felt so good.

The leaders would always say: "Hey, come and seat and take a tea with us". And I knew what they're gonna say 'cause they said: "If you bring that medicine into our community, primarily **MMS**, If you bring that medicine into our community, we'll give you the land... as long as you have a clinic in our village we'll give you the land, we'll help you build it. You buy the cement, you buy the roof". But, apart from that, they would just say everything is free. There's no problems.

Sometimes they had a radio station and it say: "If you come and bring that medicine, you can even use the radio station, you have to pay for the broadcast time. You can teach about Jesus and the Bible on the radio".

So, it was great because it lowers all barriers. Whenever you go into them, initially extremely high walls, but once you treat them, everything has gone. The doors wide open to do the ministry.

So, I've always been extremely cautious because in that community when we open the clinic in the capital city, in Guinea-Bissau, in that community if you treat somebody and there's an adverse effect or someone... somebody dies you will... sometimes face death yourself. Police are not gonna... the Ministry of Health is not gonna shut you down, the family will come and kill you or a mob will form and kill you right away.

## **Interview with Steve**

In this next interview you'll meet Steve. In his early 20s he had chronic illness that resulted in 2 open-heart surgeries and multiples cases of **pneumonia**. In march of 2020, he had contracted what appeared to be a severe case of **COVID19**. He relates his initial discovery of **Chlorine Dioxide** and his rapid recovery from severe illness.

[Steve] I am a commercial lawyer, I'm an investment funds solicitor, financial services solicitor in the UK. So, yeah, I've been a lawyer for 20 years, practicing.

[Jeff] -Tell me a little bit about how you first heard about **Chlorine Dioxide** and what led you to use it for the first time.

[Steve] -Certainly. So it was March of this year, 2020, when I became so desperately unwell, with a lot of the familiar signs of **COVID19**, with extreme breathless problems. I had some rashes on my hands, I had discoloration of my fingers and my toes. I just felt incredibly unwell. Diarrhea with chills... And it ended up *its* progress for a space of 4, 5 or 6 days to the point when I ended up going to the A&E which is Accident and Emergency in the UK. They weren't able to test me for **COVID** because in that stage the UK didn't have the necessary testing facilities nor even doctors could be tested. But they said, you know: "you exhibit essentially **COVID** symptoms, you have a virus, you must likely have it. Just go home, isolate. But" they said "if you get to the extent you deteriorate to such a degree that you have a real problem breathing, please, call an ambulance".

I was sent home at 2 of the morning on Saturday and I think: "*through* the challenges that I had medically, I'd never felt as I was losing the battle". *Was this* I felt as really in trouble and out of desperation I've restarted a friend who actually lives in Kenya. And she said: "Have you heard of **MMS** or **Chlorine Dioxide**?"

I said: "No".

She said: "Well, I think it can help, potentially".

And she had a friend in the UK who, she said, she could hopefully get hold of this individual, he could get it to me.

He drop off, you know, this package for me and then gave me instructions about what to do. And I would see it at Google to what it was in those few hours as I waited to see him. And, you know, the hits that *came*, you know? "You're drinking bleach", "It's highly dangerous". I was just... "*It sounds* like a terrific idea". But I was as so incredibly unwell and desperate.

So I started with a few activated drops that evening and then *I sort of ramps up* the following day. 36 hours, sticks to my brain, as I can't believe I feel so much better and I imagined it was maybe a progressive thing.

I remember looking back where *I was* thinking "This is it" and then in 36 hours I was like "I can not believe it, I just dodged the bullet. What is this amazing substance that I've been taking?"

## Interview with Anna

This is Anna. Anna struggled with debilitating Lyme disease for months before she discovered **Chlorine Dioxide**. She was bedridden and unable to walk and is on her way to full recovery.

Basically, I want to share my experience with **MMS** because it's a miracle. Three or four weeks ago I was bedridden in this room unable to walk with **stage 3 chronic Lyme disease** with **EBV** and another co-infections. And so I were unable to walk, really, like bedridden.

I couldn't go for water or go to the bathroom. Unable to think and speak properly. Unable to hold a spoon and eat for more than 2 seconds. You know, like when I was holding my spoon for more than 2 seconds I got such a strong pain.

I was in pain the whole day. Very, very strong pain, and brain fog. No like my... I wanted to just like end things like... seriously it was such hell... It was the hell on earth. My body in muscle pain and in my spine, my blanket was... It... I felt like it's... it has 1,000 kilograms, you know? I had these weird pressures all over my body, and it was like never-ending.

Everyday I saw a knew symptom. Everyday I felt more and more like I'm going to go crazy and die and so on. I was taking antibiotics, didn't do a thing for me. Before that a tried many herbal stuff, didn't do a thing for me.

Then, when I was like dying, my friend... I was texting to my best friend like, you know? "I don't think this is going to end well".

I couldn't even hold my phone, you know? I was like texting one word and then I had to put it down, and then was texting another word because like the nerve's pain was so strong... Horrible, guys!

And she was like: "Oh, I feel I need to tell you that my father is taking **MMS** and, for example, his friend cured cancer with it and I feel like it is very questionable and there're a lot of weird articles so I don't know if you're in but just wanted to share".

So... since the day one I... I was better. My anxiety was immediately better and then it started to slowly... I'm taking it extremely slowly. Right now I'm on 2 drops in the morning and then 1 drop 7 times a day. So... I don't want a Herxheimer reaction so I'm taking things extremely extremely slowly and I still have amazing results, like my nerve's pain is gone. I can walk here! And a lot of the symptoms are still here like fatigue, vertigo, and dizziness and so on, but a lot of symptoms are completely gone.

\*And, at least\*, I feel like a decent human being. I feel like I can function in this world. And the best thing is that it's getting better everyday.

Of course, it's like 3 steps forward, 2 steps back.

**MMS** is the only thing I take right now. I really skip all my herbal things, all like vitamin C, things like that, vitamin D, B. All the things... I just... I just like put it on my drawer and all I have on my table is **MMS** and that's everything so it has to be **MMS**. There is no way how you can explain this thing to me than with the fact that **MMS** is working.

It's, okay.

So, that's it. If you guys have any question, feel free to ask.

Hi, guys. So today we have a very nice weather in Czech Republic, the sun is shining like crazy, I just... I'm just in my t-shirt. And, wow, and this is the longest walk I've been walking in months.

I've just put my cat to the vet, I hope put is good word, and... I decided that I'm going to walk because I'm usually, right now, I'm using Ubers because I had such a problems with walking.

So it's not just... it was physically bad but also I had a strong anxiety and agorafobia and so on because I felt so bad in my body because of all the symptoms from **Lyme disease**.

And right now, I'm walking and it feels fucking awesome to be able to go somewhere.

### **ABC7 Eyewitness News investigation on Lindsay Wagner**

In this next video you'll meet Lindsay Wagner. Lindsay Wagner is an actress who you might recognize from the 1970s TV series called **The Bionic Woman**. She suffered from a severe skin disease that modern medicine could not fix. Her discovery of **Chlorine Dioxide** and her rapid healing are a true testimony to this chemical wonder<sup>91</sup>.

[Michelle] -Earlier today we updated you on an **Eyewitness News** investigation began more than a year ago on the Genesis II Church of Health and Healing which sells a medicine touted as “miracle cure” for anything from **HIV** to **cancer**.

[Mark] And while many, including the FDA, are calling **MMS** “poison”, we spoke of one woman who said it works and you may be surprise to learn how it is. **Eyewitness News** reporter, Joey Rand is here with that exclusive interview.

[Jory] -Mark, Michelle, we're talking about a substance known as **MMS**. You can find it online an many people have. The problem is many others, including the FDA, say it's not medicine at all. It's just bleach, but we found a woman who says it works for her and you may know her as the “**Bionic Woman**”.

As the **Bionic Woman** actress Lindsay Wagner found herself in some difficult situations and was able to pull off superhuman feats. Joined at times by the **Six Million Dollar Man**, Wagner's character saved lives and saved the day. But none of that 70s TV magic prepared Wagner for an ailment she would suffer in real life a case of chronic **Urticaria**, severe, disabling hives.

[Lindsay] -All over my body, like welts, like big welts. I looked like a boxer, my eyes were all swollen.

[Jory] -Steroids and antihistamines helped, but they had side effects and weren't a permanent solution. So after eight months of suffering, Lindsay was desperate for a cure.

---

<sup>91</sup> [Rand & Bartley \(2016\) 'Bionic Woman' actress says substance known as MMS worked for her.](#)

[Lindsay] -It would burn. It would itch like crazy. It's something that could just make you go insane.

[Jory] -Through a friend, Lindsay was put in touch with a woman whose child seemed to be nearly cured of severe autism by something called **Miracle Mineral Solution** or **MMS** that was purported to work for a variety of ailments, including chronic hives.

[Lindsay] - So although it was odd, I looked it up on the internet and I saw lots of good things about it. And then I saw a few scary things about it and I thought “Mmm”. I didn't care. Honestly, I was desperate and I went, “I'm trying this”.

[Jory] -**MMS** is made with **Sodium Chlorite**, an ingredient in many industrial cleaners. And it's a religious sacrament of the Genesis II Church of Health and Healing. Its leaders, Jim Humble and Mark Grenon, self-proclaimed archbishops, who claim **MMS** can cure anything from **cancer** to the **common cold**.

[Reporter 1] -Are you telling people you can cure breast cancer with this?

[Mark] -We tell people It cure a lot of things.

[Reporter] -Aren't you just a con man?

[Mark] -Oh, I don't think so.

[Jory] -Critics, including the FDA, said **MMS** is nothing more than industrial straight bleach, but for Lindsay?

[Lindsay] -I was dumbfounded. Within a week, I was off the Prednisone, Within one week! I was... I was just shocked.

[Jory] -She said within weeks the hives disappeared and never came back.

[Lindsay] -I'm not a doctor. I'm not a scientist. I'm not a chemist. But it just seemed like this had actually cured whatever I was reacting to.

[Reporter 2] -People are saying: “This is bleach”. You know, it's... it's basically It can be used as cleaner or something like that and people are putting it in their bodies.

[Lindsay] -So can vodka. I drop a bottle of vodka in my grandmother's kitchen floor once and it was vinyl, it was a nice, dark brown vinyl. and there's a huge stain spot in the middle of it. So, you know, that's kind of silly, a lot of things we ingest can do a lot of bizarre things.

## **Genesis II Church of Health and Healing**

I could not make this documentary without mentioning the **Genesis II Church of Health and Healing**. They have been instrumental in helping thousands of people from all around the world to learn about and receive the beneficial effects of properly used **Chlorine Dioxide**.

In spite of an incessant disinformation campaign along with overwhelming persecution and harassment, they have continued to proclaim the truth about **Chlorine Dioxide** and they've also produced many instructional videos that help common people learn to make and use **Chlorine Dioxide**.

They have also produced hundreds of short video testimonials of people from all around the world. These video testimonials have provided a voice for each individual person to share about their healing experience and have served as a verifying record as to the effectiveness and healing power of **Chlorine Dioxide**.

However most if not all of them have been banned, deleted, and erased from all major media platforms. The PDF in the description of this video will provide you with link references where you can find all of these video testimonies as well as instructional videos for making and using **Chlorine Dioxide** for yourself. For the purposes of this documentary, I am going to provide just a few clips of some of these video testimonies to give you an idea of the wide range of disease processes that **Chlorine Dioxide** has helped.

I am aware that all of these reports are simply anecdotal testimonies of people's experiences. If there were just a couple of them, they would not be convincing. However, after you watch hundreds of videos and read hundreds of written testimonies there has to be some point at which anecdotal evidence leads to common sense deductions.

#### *Interview with Woman 1*

*[Woman 1] -So, I decided to take it and after 3 days felt... in my case it was not tingling, it was like a lightning in my left chest, something that... came like this.*

*So I started to check my breast, it was always a little bigger this left breast... bigger than the right one.. It always came out the brassiere, the bra...*

*And I found... they were... Those this side bra were cysts.*

*[Mark] -¿Cysts?*

*[Woman 1] -Yeah.*

*They gone away really fast taking **MMS**, by the second week those weren't there anymore.*

#### *Interview with Woman 2*

*[Woman 2] I was diagnosed with **HPV**... I didn't know I was diagnosed with **HPV**. I was.. went to the doctor for... every year for normal Pap smear, and they told me: "You got abnormal cells, you know? But don't worry about it, it should go away on its own Come back next year and we'll test again". And that was back in 2015.*

*On about 2017, I was just finding some papers and came across my act of visit summary and noticed that (and I have the documents to prove it) **HPV**. I don't know if you can zoom in on this but I got **HPV** and atherosclerosis, high cholesterol, you name it, I have it.*

*So... they told me that "**HPV** could not be cured, there's no cure for it, here is some medication and we can do a LEEP procedure.*

Three years later, it got really worse and I notice the symptoms. My underwear, I mean I hate to say this, a kind of embarrassing to say this, but the truth is the truth, I was... it was acidity, at... at discharge that was coming out was burning thru my underwear and I didn't know what that was.

All the time they tell me, "Don't worry about it, everything is ok, just come back next year".

Anyway, I'm searching **HPV** and cures, and natural cures and looking through **YouTube** I found Jim Humble and then Mark Brennan and **MMS**, the cure.

So I started using **MMS**, you know? I started... I started with 3 drops of **MMS** and 3 drops of the **Activator**. And I took that every hour on the hour for like 3 days. After 3 days, the stain and the burning just disappeared and on the fourth day, I felt better, a had a lot of energy.

They call me from the hospital and told me, "Based on you history, we have to test you again, come on and...". Great! Let me find out where I'm at.

So, I took the test and I have the testimony here... the document... I'm gonna give this to you guys so that you can see "**HPV test**".

[Mark] -Is negative.

[Woman 2] -Negative. So...

[Mark] -What is the date? 8/14, 9, HPV... negative.

[Woman 2] -Yes, just before I came here I took...

### Interview with Woman 3

[Woman 3] -**Stpah** infection in my uterus and the treatment must be on heavy antibiotics, which I did a month or two. So I got in touch with my good friend, and she is a big promoter of **MMS** and she was making **CDS** [Chlorine Dioxide Solution], highly recommended it for me, for this issue. So I start taking it I think I did it for three or... I can't remember if it's three weeks or a little longer.

I was taking it every hour orally and also doing enemas... douches, I'm sorry, douches every evening. I was trying to do it twice a day, but mostly was just in the evening.

[Mark] -You had a problem in the uterus?

[Woman 3] -Yes.

[Mark] -**Stpah** infection?

[Woman 3] -In my... Inside my uterus, yeah.

[Mark] -Lot of pain? Lot of...

[Woman 3] -Lot of pains, I was feeling very fatigue. I couldn't ride in cars in bumpy roads, because it's a lot of lower pain.

[Mark] -Discharge?

[Woman 3] -Yes, exactly.

[Mark] -Infection, so, a **Stpah** infection in the uterus. and so after you did that three weeks, what happened?

[Woman 3] -I just started feeling better, I dd the entire protocol as recommended and was feeling better pretty much, the half way to little bit longer, and all the symptoms just run away.

[Mark] -How long was it?

[Woman 3] -8 months ago.

[Mark] -8 months you're symptoms free.

#### Interview with Woman 4

[Woman 4] Mi hand was shattered, they had put pins in. And then they were like this since 1990. And then it was 4 weeks after I started all that I can straight my hand.

[Mark] -And you have... You mean, you would fix a hand like that?

[Woman 4] -Yes.

[Mark] -Although... ;Wow! You must feel like a new life, no?

[Woman 4] -Yeah.

#### Interview with Mark

[Mark] -8 years ago I was a missionary pilot, long time before that, but 8 years ago in Dominican Republic and Haiti we were working with doctors from different places, from Johns Hopkins, different hospitals around the world, they come down and these doctors \*spent\* their vacations and help us operating on people with hernias, you know? You've seen those big hernias on children? And things... Things like that.

More like a mechanic, ¿you know? Helping fix some... some problems. and really good people. I really appreciate the sacrifice of their time.

But during that time, we... myself and my children contracted **mersa**, which is a **staph** infection, that is a fleshing bacteria, you know? They just... goes crazy through your body. And... most people get it in the hospital, so it's a known fact that many people die of this.

What really concern me do not just having, is my children having it.

And we had at that time the best antibiotics known to men from this surgeons, I mean, really expensive ones, one injection would last a week after they operate on people it keep infection out their body.

We try everything, didn't touch it, big boils... You'll see later on how it looks like but... big boils throughout your body. My second son, Jonathan, was playing baseball in Dominican Republic and he got it in his leg. And the surgeon

told me, he said if it gets much worse because has this big, big boils we'd have cut off his leg to save his life. I told my son and he's like, "that ain't gonna happen, I'll die first", you know?

So I went on this quest into the internet. Thank God for the internet. I went on this quest looking for natural cures because the pharmaceuticals weren't doing it for **mersa**. I came across this book saying something about a miracle and I don't even think about it. I kept looking, looking. I wanted a lot of facts and proofs and kept coming back to this book talking about a miracle. And they offer the book free, the first episode, so I read it. "It makes a lot of sense. Let me get the impress of the book and let me get this stuff".

And make a long story short, I got it, tried it, make sure it wouldn't kill me, before I gave to my kids, and no problem. Back then, we've taken a lot of stronger, I got a little diarrhea, but got rid of my **mersa**.

I started given to my children. Within 6 months all family is clean, now is 8 of my children. I have 8 children. Only one didn't get it is my wife. And... some people just don't get it, some people have a good immune system, they just don't get it.

So, after doing that, I'm, "Wow! This stuff really works", you know? "I'll start telling everyone, when I'm in Dominican Republic, I'm around all the Haiti, I'm around all these different people, with... from **elephantiasis** to **HIV**, to **high blood pressure**, to **strokes**".

We started getting to the people, we started learning how to make it and all this people's getting better.

## Interview with Maggie

This is Maggie. Maggie's partner first introduced her to **Chlorine Dioxide** in 2019, and she thought that he was crazy. He had previously discovered **Chlorine Dioxide** when working to restore his own health after a battle with some serious health conditions.

In February 2020 Maggie and her partner both became extremely ill with respiratory symptoms. They both began taking **Chlorine Dioxide** and had a rapid recovery from their illnesses. This was the beginning of Maggie's healing journey. She is overcoming chronic sinus infections, chronic fatigue, herpes and more. A link to the full interview is in the PDF document.

*[Maggie] -My name is Maggie Stern. I'm 52 years old. I learn about **Chlorine Dioxide** or **MMS** last fall from my roommate. He is an ex elite athlete, he is 54 years old, big time, like \*rent\* cross-country's gear, skate's gear. He had gone trough a huge health crisis, maybe 5 o 6 years ago. And then he went down all the rabbit holes on alternative health and it's... He's a chemistry background, he's undergraduate degrees in chemistry and then he is a mechanical engineer. And he had heard about **MMS** and all he's going to the rabbit holes.*

*\*I've been\* called each other roommates: he's divorced, I'm divorced, and... but we are partners, romantically, also.*

*So \*he got, we\* got together last summer and I told him I had **genital herpes**. You know, I'm very upfront about it, I mean, I had it for... approximately 25, 26 years, and right away he said, "Hey", this is how it came up, "I know this stuff **MMS**, and it's supposed to cure **herpes**".*

*And of course I'm like, "Dude, there is no cure for herpes. There's no cure for herpes. My only thing is to not give it to anyone else."*

*Then I read **Wikipedia**, I'm reading all the stuff about **MMS**, and I'm seen stuff of Jim Humble and this church and this archbishops. I mean, I am really getting the negative propaganda and I'm totally negative about it.*

*There's no cure for herpes. My mom is registered nurse, my grandmother was head registered nurse at a hospital nearby and I got some medical... my best friend is MD at **Johns Hopkins**. So I got this people in my life, I asked about it, and they're like: "This is snake oil, nothing cures... All this...". There's... there's no cure for herpes. Basically in nutshell, there's no cure for this disease.*

*For Christmas he buys me a bag **Sodium Chlorite** flake. That's *\*what I get\** for my Christmas present, **Sodium Chlorite** Flake! Flake!*

*I then... meanwhile we get a guest who comes here from Corsica. His buddy, who's also retired elite athlete who is sick, sick like he's never been sick in his life. We didn't find out until months later that Corsica... which is an Island *\*out of\** France, is... has **COVID**. He had the whole thing: scratchy sore throat, the headache, it progress to this bizarre pressure-congestion in his head. It was in his lungs.*

*Within a couple of weeks after him leaving, Dave gets sick. Within 2 or 3 days after him getting sick I had it to, like this weird scratchy sore throat, and just a headache, a kind of malaise. And I'm like, "I'm sick too".*

*I close my store down, and we're gonna... We got in my RV, i've a little RV, and we headed south, even though both of us were unwell. Within a few days of being on the road it moved in to our lungs, and we *\*with\** cough, and cough and cough and cough and cough and cough. Dale is... he's sick but he's in better health than me and he hasn't had the chronic issues, long issues than I. So he's doing better, he's like, "I'm gonna make **MMS**". He's got **Sodium Chlorite**.*

*I don't wanna go to the Emergencies Room. All they can do is get me antibiotics, set that point. He mix the swimming pool water, as I called it. It was disgusting, we did a 3 drop activated dose every hour, every hour we were awake. We weren't doing it 8 hours, we were doing it hitting it hard. The next day he's already seen an improvement, he's feeling better, Dale was definitely better and I was *\*slowered\** recover but I started the recovery.*

*We got back on the road, we were headed to Florida to stay with my aunt and we took our time getting there because... whatever we had we want to make sure we didn't get to her. She's elderly and compromised already.*

*By the time we got down there all we have was... I had fatigue.*

[Jeff] -Ok, yeah. Let's side track for just a minute. So February was the **pneumonia** or the illness that you had.

[Maggie] -Yes.

[Jeff] -When did the **Staph** infection occurred?

[Maggie] -That occurred around the first of June.

[Jeff] -Ok. What happened? How did you get this **Staph** infection?

[Maggie] -So what... what happened is... I was harvesting wild plants in the wood, I had my Teva sport sandals on and the strap of my sandal did up mild, very superficial abrasion on my ankle, superficial, little \*scar\* mark. I ignore it. Kind itching \*peach\*, couple days went by, I was just ignoring it, you know? Busy. It's a little \*scar\*.

Maybe a couple of days went by and I'm like "Damn!", you know? "This thing is really bothering me" and I put iodine as it's always my go to, like... I put iodine on it, I put a band-aid on it and then forgot about it again for another day. And when I lifted the band-aid off all the flesh... the flesh where the \*scar\* was, was actually a little hole and the flesh around the hole was swollen and really loose, It wasn't like tightly sealed \*dot\* to my foot anymore. It was... It almost like the whole thing lifted when I put the band-aid out. And I am like, "What the heck is this, now?"

So... then I go online and I lookup because Dale is like, "That's **Staph** infection". \*Am I\*, "This is serious!". I couldn't even put weight down in my foot at this point.

But I... I pounded it with **MMS** the first couple days, \*I guess\*, topical, you know? And then I religiously went back on protocol 1000. I was do it 3 drops a day, every hour, from the time I woke up to the time I went to sleep. And the... when the **Staph** was really acute and really... I couldn't even put weight on my foot I was waking up with an alarm, you know? like a timer, every hour, I don't \*still night\* for maybe a day or two.

But I stay on it, I was on it several days and when I was totally confident that I was healing, I told my mom, the RN, who puts the fear God in me. I said, "It's getting better, I'm watching it".

Meanwhile, I haven't had a **Herpes** outbreak.

[Jeff] -Ok, now we're getting the issue with **Herpes**.

[Maggie] -Yeah, so...

[Jeff] -First of all, how often were you having **Herpes** outbreaks?

[Maggie] -I would have one maybe every 2 months, mild, they weren't ever... severe.

[Jeff] -From January, when you started taking **Chlorine Dioxide** to...

[Maggie] -Now it's June, and I still haven't had an outbreak.

[Jeff] -Since January, so 6 months has gone by, and that's not typical.

[Maggie] -That is not typical.

[Jeff] -June came around the **Staph** infection, you haven't had any **herpes** outbreaks since January when you started using **Chlorine Dioxide**. Now we are

at October, so what's going on with regard to the **herpes**? You said it was every two months.

[Maggie] -So, I literally was like, "I think I'm cured. I don't have herpes anymore". But I had a tiny... My **herpes** outbreak always came in the same place, in my butt cheek, my left butt cheek. And I had a little tiny bump. And I'm like: ";Oh!". At first I felt, "Oh, no! I think I'm gonna have a **herpes** outbreak" and that means I'm not cured, you know? but... and I actually scratch it, I irritated it intentionally trying to bring it to the surface. And it... no prodromes, no nerve pain down my leg. It was the mildest outbreak, but it was a **herpes** outbreak, and this was maybe a couple of months, it would be maybe August or September \* \*

So this where I'm at with.. right now, presently today, I feel... My relationship with **Chlorine Dioxide** now is with the molecule  $\text{ClO}_2$ , I love it. That little Chlorine atom, a those two Oxygen atoms... I'm like reverse engineering myself. So, using protocol 1000 has dial me through... I had chronic sinus issues and all of that has opened up and drain, so my singing voice is better. You know? I've got... I've just got a... reverb going on in my head where it's been just clogged and congested.

Bladder issues? I had a leaky bladder and that's been going on for about a year, like every time I had to pee by the time I got to the toilet I already leaked a few drops and I just thought it was just aging. Gone. I have bladder control like a 20 year old again.

And I'm... that is **Chlorine Dioxide**. There's nothing else that is changed in my life. To tell, it does seem miraculous I feel... My energy level! I get up a 7 in the morning, I go to bed 10 or 11 at night with no naps, no chronic fatigue. My head is so much more clear.

[Jeff] -So, you used to always take naps and used to always be chronically fatigued?

[Maggie] -I would wake up in the morning at 9, I never got up before 9. I open my business often noon because, I literally had just... I created my own business around my chronic fatigue, so that I can, if I have... even when I had my own saloon I would work... I would usually schedule a 2 or 3 hour break in the afternoon so that I could go home, eat lunch and take a nap for an hour and a half.

With Dale... He uses **Chlorine Dioxide**, he doesn't... He isn't on protocol 1000, he did it though for a while. He drinks a dose before he goes for a hard run and after he gets home from a hard run. He's no lactic acid filled up in his body, his muscles don't get sore and contracted.

And he had **Compartmentalized Syndrome** in his calf. He couldn't run. He run 50 yards and he would cramp up so bad and stay painful to the point where he thought his running career was over. So we're all seen.. people who are really unhealthy you're seen benefits and people who are healthier're seen like, "they're \*".

*And then I get all fired up about it because I feel hopeful for all the humanity. But I feel hopeful for my own personal future and my family's future.*

## **COVID-19's Interviews**

A mass awakening also occurred in June 2020 during the **COVID-19** pandemic. Because it's successful use by multiple doctors in South America, the country of Bolivia authorize the legal use of **Chlorine Dioxide** for the treatment of **COVID-19**. Physicians were allowed to provide their patients with a voluntary option to receive **Chlorine Dioxide** as an oral treatment. The astounding testimonies and stories of people's recovery from severe **COVID-19** began to flow into Spanish media outlets and these testimonies started appearing on **YouTube**, **Facebook**, **Twitter**, and other social media platforms. As quickly as they appeared they began to be censored. Here is a collection of short video testimonies of both physicians and patients.

### *Dr. Aparicio's Interview*

*I am an orthopedic surgeon. I have special degrees in pediatric orthopedic surgery and spinal surgery. At the beginning of the pandemic, here at the clinic that I work, in Queretaro, Mexico, we saw all the patients came in and die a few days after. So, I was very concern with this. I think I had to do something else with this patients.*

*So I started to use the **CDS** and it worked perfectly fine in all the patients. So, I started with the first patient in the middle of may, and now I have more than 3,000 patients treated in a successful manner with an effectiveness of 99.6%.*

*I am the General Director of **Jurica Medical Center**, it's a private clinic that is... that has high specialty in pediatric orthopedics, spinal surgery and other kinds of orthopedic surgery.*

*We are not treating patients with **COVID-19** here, at the clinic because the authorities are not letting me treat them because they know that I use the **Chlorine Dioxide**. Whenever they knew that I was having a 100% effectiveness, they came here and closed down my **COVID** area.*

*We studied the first 1000 patients and we had 99.6% effectiveness, and only four... four of them died, inevitable because they were in a very bad stage when they contacted us.*

*Under my care I have more than 50,000 people who are taking **CDS** prophylactically. We have proof **Chlorine Dioxide** could be a 100% effective in a prophylactic way. I take 20 cc a day, Jeff, it's my protection, I've been taking it. I started with 10, but now that I see a lot of patients I'm taking 20 cc a day. I take 10 in the morning and 10 in the afternoon. And It's the first year that haven't had a flu or any respiratory symptoms.*

We have to remind all the people and all the doctors that are treating patients that we have the **Helsinki Agreement** which says that if there's no effective treatment, in any emergency circumstances, which we are right now in this pandemic, you can use, as a doctor, a treatment that gives hope and saves lives and patients (they have to sign a consent, a medical consent). But with **Helsinki Agreement** and the medical consent you're perfectly legally protected, you can treat patients. I'm treating them at their houses, I... I wish I could treat them here, you know? If they are in a severe stage of the disease, I wanna have them here, at the clinic, with all the support of the nurses and the medical team. But I'm not able to do that. So I have to do that at their houses. So it's a lot more work, I have to go to their houses and give them the treatment.

I think I've been blessed by knowing the **CDS** in a good time. I've saved a lot of lives and I'm very happy with that. I'll never gonna stop doing this, no matter what happens. No matter what happens. I'm a doctor. And I have principles, I have empathy, I have ethics. And I know and I've seen thousands of patients getting better with this treatment. I'll never gonna stop using **CDS** in the treatment of **COVID-19** no matter what happens.

#### Dr. Patricia's Interview

Today, November 2020, year of the COVID-19 pandemic. Dr. Patricia Callisperis gives her experience.

[Patricia] -I am Patricia Callisperis, pediatric traumatologist, current director of **South Clinic**. I am a doctor, mother of 4 children, wife. **Chlorine Dioxide** has been a discovery in my life because I've been cured by **Chlorine Dioxide**.

I have some serious oral lesions of which no one could give me an accurate diagnosis. I even went to the United States and Brazil. I had different diagnoses as **Lichen planus**, **Coxsackie**, **abnormal herpes**, etc. and daily took five medications to avoid these lesions, but, nevertheless, they still came out.

When I started taking **Chlorine Dioxide** I have no more mouth lesions and I am cured.

“Bolivia overwhelmed by the pandemic: dead in the streets and pain of those left behind”<sup>92</sup>.

[Patricia] -Thank God I was lucky to be in contact with the doctor... a doctor at the clinic (I don't know if I'm authorized to say his name) who knew about a worldwide project where scientific research was being carried out in relation to **coronavirus**.

---

<sup>92</sup> [Chambi \(2020\) Bolivia desbordada por la pandemia.](#)

So I spoke with Dr. Yohanny Andrade and Dr. Insignares, who are the Colombian doctors who are at the forefront of the research at the international level.

“Physician treated patients with covid-19 in Bogota with chlorine dioxide”<sup>93</sup>.

[Patricia] -Thanks to Dr. Insignares and Dr. Yohanny Andrade I had contact with Andreas Kalcker.

[Andreas] -Some people may find it difficult or that people don't change, but they do. Things are changing. They don't change in a day. They change thanks to all of you.

[Patricia] -So I have... I had, like any other doctor I had doubts, you know? Because you won't believe that there is such a simple solution for something that is so terrible that it has been depicted as if it were really a 200-thousand-headed monster, because that's what the coronavirus is. And suddenly you find that a mineral water can cure. It really is incredible, you know?

[Andreas] -Recovered all types of cancer: pancreatic, abdominal, ... gastric, and etc. Which doesn't mean it is always like this, because I've also seen people die.

[Patricia] -I managed to understand, basically, how it manages to kill the virus, how it manages to keep the body oxygenated at an ideal alkaline level.

{Andreas} -What happens in a great many unrecoverable cases is that they are recovering, therefore. I want to outline what that substance is doing: that substance is doing an oxidation Which is precisely the body's Plan B of converting an acid toxin into an alkaline non-toxin.

[Patricia] -That is how I enlisted, so to speak, the group of doctors who were going to Trinidad to help. I spoke with a colleague, Fernando Arce, who has always given me **Chlorine Dioxide**. And he was the one who made **Chlorine Dioxide** in the evenings at the hotel and in the mornings we went to distribute, precisely to the population with the help of FEJUVE. Cesar Alvarez, Jhonny Tereba, Eng. Inaki and the lawyers, and a group of doctors. So we have been able to reach a lot of people.

[Man 1] -I am very grateful for the help.

[Woman 5] -For helping us, for being with us.

---

<sup>93</sup> [Semana \(2020\) Médico suministró dióxido de cloro a pacientes con covid-19 en Bogotá.](#)

*[Patricia] -In Trinidad, it really was like a science fiction movie. There were people dying in their homes, literally. And we have been fortunate to be able to save many of them.*

*[Woman 6] -To tell you that I am fine, I have been feeling fine.*

*[Woman 7] -Thanks to your help I am now much better.*

*[Woman 8] -I already feel more at ease, less fatigued.*

*[Man 2] -You see, with this serum, I feel like I can already breathe easier.*

*[Patricia] -People who say that **Chlorine Dioxide** does not work is because they have not had the privilege of being able to cure someone. I did, I have healed, I've seen how a person recovered from a hypoxemia of 60 to 80-90 in less than 4 hours.*

*[Woman 9] -Caring doctors!*

*[Woman 10] -I am very happy for one more chance to live.*

*[Patricia] -After 4 months on **Facebook** and see comments like I am earning money or I'm getting some advantage from all this... no. We have returned grandfathers to their granddaughters, mothers to their sons. And that satisfaction is really amazing. So, going, and being with a patient and show them that it is not necessary to wear a mask and to be able to hug them without fear and to be here, alive, as I am now. I think that's a... a victory and it's the best gain I could have received: the satisfaction of a smile, the satisfaction of doing my bit for the change that is the change of humanity.*

*[Maria] -Maria Isabel Quesquen. 60 years. It started with my throat, that hurts and I already felt something, choking, I could no longer breathe, the fatigue in my back, I couldn't sit down because it made me tired, I had to lie down. My family started to worry and they... took me to the clinic. They told me that, since there were enough patients, they gave me medicine. I went home, I couldn't be hospitalized.*

*My family used **CDI [Chlorine Dioxide Injectable]**, putting it in my vein. And then, after... after two days I started to feel a little bit better and I could breathe and I could stand up because, I couldn't walk as well And now I am happy, thanks to **CDI** that has saved my life.*

*And I am happy, thank God has given me now my life back. I, walking to my stairs, I couldn't walk because I got agitated, I got tired. Now I go down my stairs, I go up and down and I no longer get agitated, my heart doesn't ache or pound, nothing; my back doesn't hurt, because it was hurting too much.*

Thanks to **CDI**, it saved my life and I am with my children and my husband and all my family. Thank you.

[Reporter 4] In a new session of the senate chamber, with a large majority, the legislators of this chamber approved the bill for the manufacture and distribution of **Chlorine Dioxide**.

[Rocio] -More than 60% of my family was affected by **COVID**, starting with my mother, my father and my brothers, my sisters-in-law, my nieces and nephews, including my son. Two days later my mother got worse, she couldn't breathe, and we decided to take her to the clinic where they detected that 80% of her lung was damaged. The doctor told us to expect the worst, that she could only stay on oxygen and to always expect any moment, be prepared for any moment. Uh... from there we started to look for alternatives, thank God we found **Chlorine Dioxide**. This helped my mom go from a saturation of 80 to a saturation of 93 within two days.

[Raul] -My name is Raul Gomez, I am 61 years old, before **COVID** I had a severe knee infection. It was too swollen, black, with a lot of pain, I could not walk or do my daily chores. Then I became infected with **COVID**. I was taken to the hospital and at the hospital I was prescribed injections. And I didn't see any progress. Then one day they told me that they were very likely going to amputate my leg. As I was not getting better, this... I was in pain, I had too much fever, back pain and, thank God, I found **Chlorine Dioxide**. I am quite better, I am recovered from my legs and I can walk at ease without... and do my normal chores.

[Juan] -My name is Juan Jose Elias Valdivia. My age is 47 years old. The symptoms I began to have was a dry cough, very often. Moreover, I started to become more agitated all the time. So I honestly felt that I was one step away from dying because my situation was very, very critical, I had very constant crises, the lack of oxygen every day that went by was extremely difficult, you know? I started taking all the treatment that doctors normally prescribe, which is azithromycin, aspirin, Prednisone. Then this... Ivermectin, but in my case, I particularly felt that it didn't... it didn't have any effect because the lack of oxygen, the coughing fits, continued and, for me, it was really very very desperate, you know?

So, when my brother signed my voluntary discharge, we went back to my home and there I started to be treated with **Chlorine Dioxide**. At the beginning, the first few days, this... I was taking it orally and then intravenously. Every day went by, my symptoms were much better. This... my saturation increased every day, I felt very good, I had more appetite, I really started to eat, because I was in a very critical condition, and, like, for about 10 days I didn't eat any food, I lost a tremendous amount of weight. But, due this treatment

that oxygenated my organism more and more each day, I like... improved, I felt better each day, I was breathing much better, coughing fits stopped, I could speak more easily because, before, I... I could not speak much because I just had coughing fits.

So, in a nutshell, the process I went through with **Chlorine Dioxide**, for me, was great.

## Janika's Interview

Janika is from Estonia and first discovered **Chlorine Dioxide** or as she knew it **MMS** when her infant son became extremely ill and the doctors had given up and told her to prepare for the worst. This set her on a quest to find a cure for her son before it was too late.

*We discovered **MMS** 9 years ago, through my child's illness. My son was then 8 months old and all of the sudden at the dinner table he developed breathing difficulties. He was coughing like crazy for more than half an hour and it was very violently. And I thought that he has swallowed something, some piece of, you know? toy or something. And, in the end he has choking He couldn't get oxygen anymore and he felt limp in my arms and turned blue in his face.*

*We call the ambulance and they said that you can not waste a second here. And we got to the hospital. They did X-Ray and blood tests and it appeared that there was no foreign object in his lungs but instead he had **pneumonia** which at that time I thought it's a good news.*

*And so they started to treat him for that, but after the treatment, several weeks later, after another X-Ray it appeared that the lung... the shadow in the lungs was even wider and pneumonia hasn't gone anywhere so they gave him another treatment and the same result.*

*During 5 months period we hospitalized [him] for 5 times and when we went there, when we were at home we had ambulance coming to our house quite frequently because of the obstructions that he had when he couldn't breath and they, in the hospital, they just gave him endless tests, they were looking for all sorts of different diseases, like **HIV** and **autoimmune diseases, cancer**, one in a million of rare genetic diseases.*

*And... but they couldn't figure out what was wrong with him. whatever they did, it just went worse. Several times, in the hospital, the doctors came to me and said: "Look, we have done everything and he does not respond to any of it. So, be prepared for the worst".*

*And then I realize that I can not hope anymore that they will have an answer, they haven't have an answer for 5 months, and if I wanna save my child's life, I had to do it myself.*

*I started to, you know? **Google**, days and nights, days and nights and all different health forums and websites. And I stumble up on some substance called **MMS**. I did not know what it is. Several people claim that they cure, you know?*

From... themselves from **cancer** or **autoimmune diseases** or **arthritis** or whatever.

And I immediately knew that that must be something very powerful. So, this **MMS** seem logical to me and I order the bottle.

And then funny thing happened. By the time when it came, arrived to my house. I hadn't be sick for more than 15 years: everybody around me was sick with **flu** or whatever and... I thought: "I'm immune, I have reached immunity for the rest of my life". And so, I'm totally sick, I felt so awful, actually I fainted. And I was so worried that how can I take care of my sick child if I can not take care of myself.

I didn't know about **MMS** much, I only had read a few chapters from Jim Humble's book, and remembered you should start low and, so... I think he mixed me 3 drops the standard dose, and I took it. I didn't really, you know? hope much, but to my surprise... less than an hour I was completely well, not just well, I was just full of energy and I was feeling so good and I was like "Ok, this is impossible, nothing can work that fast, nothing in the world and... but here I am, this is my experience".

And so I started to give at that moment, when I started to give my son **MMS**... the fourth day, actually I didn't sleep days and days, I was very very worried that the problem is coming back and I was just holding him constantly. I was afraid that, in the morning when I wake up, he's... he's dead. And, on the fourth day I became really scared because his lungs were quiet, I couldn't hear any sound anymore so I thought: "Oh, my God. The mucus is sticking again". And we need another, you know? this invasive bronchoscopy and it all starts again.

We rushed to the hospital, and the doctor did all the tests and said: "Look, he's completely well, his lungs are clean, there's nothing, and he's healthy". And it was a substitute doctor, and she went through his medical history and she said that: "Look, I really don't understand it because everything we have tried had failed for 5 months and now, all of the sudden, for no good reason, in 4 days, he's cured".

Then I was in this hallway of the hospital where we had basically lived time to time, and I just could not believe my happiness. I was beyond happy that unbelievable believe that finally something had work and I found the cure.

Every other time, when we had whatever, you know? Small, you know? cold or cough coming again, I did the same and every time it took actually care, took care of it in one day... completely.

[Jeff] -How old is he now?

[Janika] -He's 10 years old.

## Final thought

In my 25 years of experience as a critical care nurse, I've never encountered a more amazing substance than **Chlorine Dioxide**. I hope that this documentary has helped explain why **Chlorine Dioxide** when used appropriately is safe, effective, and beneficial for human health and healing.

And I hope that this documentary will lead to more openness from the healthcare community so that proper human trials can occur and **Chlorine Dioxide** can see its full potential for the benefit of mankind.

All credits go to the men and women who have with bravery and dedication continued to help others and inform the world about **Chlorine Dioxide/MMS** (activated **Sodium Chlorite**) in spite of ridicule, persecution, and injustice. One day **Chlorine Dioxide** will change the world and it will because of them. It has already changed the lives of many for the better. We can not and will not be silent.

To learn how to make and use **Chlorine Dioxide** for yourself, please visit [TheUniversalAntidote.com](http://TheUniversalAntidote.com).

For a deeper dive into the subject, connect with social groups, or just explore the world of **Chlorine Dioxide** make sure to download the FREE PDF Reference Guide in the description or visit [TheUniversalAntidote.com](http://TheUniversalAntidote.com).

## Please Copy & Share

Unedited duplicate of this video may be shared with the condition that it is not sold for profit.

Also please ensure that the PDF **Chlorine Dioxide Reference Handbook** accompanies the video to ensure any viewer will have full access to all of the reference work.

The original can be found by searching for **Curious Human Productions** on any video platform. Alternatively, search for **The Universal Antidote video**.

All effort will be made to distribute this video as widely as possible. Video platforms include [bitchute.com](http://bitchute.com), [brighteon.com](http://brighteon.com), [youtube.com](http://youtube.com) and [telegram.com](http://telegram.com).

Website: [theuniversalantidote.com](http://theuniversalantidote.com)

## SECTION 2: GROUPED LIST OF REFERENCES FROM MY RESEARCH ON CHLORINE DIOXIDE

During this journey of discovery, I compiled a large list of literature references. There is no way that I could have included all of the very interesting findings in a single video that anyone would take the time to watch so I have included the full list here with hyperlinks so that you can do your own research. This list is not complete and new information that I gather may be added occasionally.

These references are crudely divided in subheadings.

### Propaganda

The cited playlist in page 8 contains the following videos:

1. Church says miracle water cures disease  
<https://www.youtube.com/watch?v=Celg4MzChKU>
2. FDA tells Angleton group to stop selling fake coronavirus cure  
<https://www.youtube.com/watch?v=LvTAKHulcPI>
3. Fake Cures Exposed\_ Parents Are Poisoning Their Children With Bleach To Cure Autism  
<https://www.youtube.com/watch?v=kYWjJS3nR9s>
4. Good Health\_ Products containing sodium chlorite are dangerous  
<https://www.youtube.com/watch?v=4QLIVfdMwIE>
5. Mother Exposes DIY Treatment for Autism  
<https://www.youtube.com/watch?v=Aim9B0Y2sLo>
6. FDA warns miracle remedy for autism, cancer is like drinking bleach  
<https://www.youtube.com/watch?v=1YqHUOb0aCs>
7. FDA\_ Drinking Mineral Miracle Solution will not cure cancer, autism  
<https://www.youtube.com/watch?v=YTibpYbQHvw>
8. Taking 'Miracle' Solution As Cure For Autism Or Cancer Is The 'Same As Drinking  
<https://www.youtube.com/watch?v=AAvKD8RfAw4>
9. MMS \_ The Miracle Cure - the fifth estate  
<https://www.youtube.com/watch?v=GpkxfPkmbUU>
10. Waikato man continues selling bleach as 'cure' despite backlash  
[https://www.youtube.com/watch?v=R\\_HQbixrInk](https://www.youtube.com/watch?v=R_HQbixrInk)
11. FDA warns 'miracle solution' is just bleach  
<https://www.youtube.com/watch?v=9hWKtQ-HRNo>
12. Exposed\_ Fake Ugandan Red Cross Medical Trial That Fed People Bleach  
<https://www.youtube.com/watch?v=7ZU7OL5MRHI>
13. Florida Father, Sons Accused Of Selling Toxic Bleach As COVID-19 Cure Charged In Miami Federal Court  
<https://www.youtube.com/watch?v=OxSQ8DzQ5UU>
14. ECDOH\_ Miracle Mineral Solution\_ Is Bleach  
<https://www.youtube.com/watch?v=3kjIj24iq48>

15. British man arrested in Uganda after promoting 'MMS' bleach as a cure for HIV and malaria

<https://www.youtube.com/watch?v=2zD7EWppRJg>

16. MMS and the Fake Clinical Trials - #1 - Introduction to MMS

<https://www.youtube.com/watch?v=nfjwkTXoSfO>

17. Parents Poisoning Their Children To Cure Autism, Part Of YouTube Cancel Culture

<https://www.youtube.com/watch?v=9M6Z9HWzhrw>

18. What is Miracle Mineral Supplement\_Solution

<https://www.youtube.com/watch?v=wXb9KjyE3GU>

19. FDA warns about 'Miracle Mineral Solution'

<https://www.youtube.com/watch?v=HoPAXvZMQuY>

20. These People Think Bleach Will Cure Autism

<https://www.youtube.com/watch?v=18RlfyB-Uyg>

21. MMS – Industrial Bleach Marketed as an Autism Cure

[https://www.youtube.com/watch?v=RApj\\_vuW8iE](https://www.youtube.com/watch?v=RApj_vuW8iE)

22. A Brief History of Miracle Mineral Solution (MMS)

<https://www.youtube.com/watch?v=3F8DerZBXy8>

23. A Bleach Cure for Autism \_ The Dangers of MMS or CD

<https://www.youtube.com/watch?v=wpEj5fjNj3o>

24. FDA Issues Warning On 'Miracle Mineral Solution'

[https://www.youtube.com/watch?v=l0P\\_zuM-pOc](https://www.youtube.com/watch?v=l0P_zuM-pOc)

25. Fringe Church Pushes 'Miracle Cure' on the Sick and Desperate

<https://www.youtube.com/watch?v=ZHsJpfgmkF8>

26. ECDOH and FDA warn against buying or drinking Miracle Mineral Solution

[https://www.youtube.com/watch?v=Grwl4\\_FoL54](https://www.youtube.com/watch?v=Grwl4_FoL54)

27. Drinking Bleach Won't Cure Your Child's Autism \_ Miracle Mineral Solution (MMS)

<https://www.youtube.com/watch?v=e9SHwQN3vU0>

28. MMS\_ Miracle product, or modern snake-oil

<https://www.youtube.com/watch?v=BX1pWL9Dk4c>

29. Doctors Warn Against Consuming MMS To Cure Disease

<https://www.youtube.com/watch?v=O9XJnpjMi88>

30. WNCN Investigates \_ MMS\_ Miracle product, or modern snake-oil

<https://www.youtube.com/watch?v=ALeqRwA74Vc>

31. Mark Kelley on Miracle Mineral Solution (MMS) - the fifth estate

<https://www.youtube.com/watch?v=d7XVgVwMUM>

32. The Church of Bleach (ABC7)

<https://www.youtube.com/watch?v=4gaGu6Zpmfw>

It was deleted, it can be found here:

<https://abc7.com/video/embed/?pid=1230481>

33. MMS\_ Miracle cure or toxic bleach

<https://www.youtube.com/watch?v=GdpL84zzhiI>

34. Miracle Mineral Supplement

<https://www.youtube.com/watch?v=eHfpuXDOJw8>

## Safety Studies

[Ma et al. \(2017\) Efficacy and Safety Evaluation of a Chlorine Dioxide Solution.](#)

[Lubbers & Bianchine \(1984\) Effects of the acute rising dose administration of chlorine dioxide, chlorate and chlorite to normal healthy adult male volunteers.](#)

[Valeri et al. \(1997\) The effect of disinfection on viability and function of baboon red blood cells:](#)

*“In the study using the non-activated sodium chlorite, which was performed as a control for the activated sodium chlorite studies, there was actually more damage to the red blood cells at the 15 mM concentration. The 24-hour post-transfusion survival value was 75% for the red blood cells in the control studies and 87% for the red blood cells treated with activated sodium chlorite.”*

[Daniel et al. \(1981\) Comparative subchronic toxicity studies of three disinfectants.](#)

[Lacket et al. \(1972\) Increased longevity of honeybees with chlorine dioxide and sucrose.](#)

[Abdel-Rahman et al. \(1979\) Kinetics of ClO<sub>2</sub> and effects of ClO<sub>2</sub>, ClO<sub>2</sub><sup>-</sup>, and ClO<sub>3</sub><sup>-</sup> in drinking water on blood glutathione and hemolysis in rat and chicken.](#)

[Moore & Calabrese \(1980\) The effects of chlorine dioxide and sodium chlorite on erythrocytes of A/J and C57L/J mice.](#)

[Gerges et al. \(1985\) Effects of Alcide® gel on fetal development in rats and mice. II.](#)

[Scatina et al. \(1984\) Pharmacodynamics of Alcide, a new antimicrobial compound, in rat and rabbit.](#)

[Abdel-Rahman et al. \(1982\) Toxicity of Alcide.](#)

[Hsu et al. \(2010\) Improvement of the air quality in student health centers with chlorine dioxide.](#)

[Scatina et al. \(1983\) Pharmacokinetics of Alcide®, a germicidal compound in rat.](#)

[FDA \(2021\) Chlorine Dioxide in “Secondary Direct Food Additives Permitted In Food For Human Consumption” of Code of Federal Regulations: “The additive may be used as an antimicrobial agent in water used \[...\] in an amount not to exceed 3 parts per million \(ppm\) residual chlorine dioxide”.](#) May check also [FDA \(2017\) Environmental Assessment for Food Contact Notification FCN 1804.](#)

[Bathina et al. \(2013\) An unusual case of reversible acute kidney injury due to chlorine dioxide poisoning.](#)

[Akamatsu et al. \(2012\) Six-month low level chlorine dioxide gas inhalation toxicity study with two-week recovery period in rats.](#)

[Patel & Wong \(2000\) Toxicological review of chlorine dioxide and chlorite \(CAS No. 10049-04-4 and 7758-19-2\): in support of summary information on the integrated risk information system \(IRIS\).](#)

[Dobson & Cary \(2002\) Chlorine Dioxide. World Health Organization.](#)

[Bianchine et al. \(1981\) Study of chlorine dioxide and its metabolites in man.](#)

[Bercz et al. \(1986\) Mechanistic aspects of ingested chlorine dioxide on thyroid function: impact of oxidants on iodide metabolism.](#)

[Harrington et al. \(1986\) Effects of chlorine dioxide on thyroid function in the African green monkey and the rat.](#)

[Smith & Willhite \(1990\) Chlorine dioxide and hemodialysis:](#)

*“Deleterious effects of moderately high levels of these oxychlorines have been demonstrated experimentally on red blood cells, thyroid function, and development in laboratory animals. Adverse effects in controlled prospective studies in humans and in actual use situations in community water supplies have as yet failed to reveal clear evidence of adverse health effects.”*

*“Again, very limited human experience has failed to reveal adverse health effects.”*

[Ames & Stratton \(1987\) Effect of chlorine dioxide water disinfection on hematologic and serum parameters of renal dialysis patients.](#)

[Karrow et al. \(2001\) Evaluation of the immunomodulatory effects of the disinfection by-product, sodium chlorite, in female B6C3F1 mice: a drinking water study.](#)

[Michael et al. \(1981\) Chlorine dioxide water disinfection: a prospective epidemiology study.](#)

[Carmen & Chong \(1992\) Viracidal blood bag system.](#)

[Abdel-Rahman et al. \(1982\) Metabolism and pharmacokinetics of alternate drinking water disinfectants: “Up to 200 ppm determined safe in 90 day oral exposure in rats”.](#)

[Daniel et al. \(1981\) Comparative subchronic toxicity studies of three disinfectants.](#)

[Abdel-Rahman et al. \(1984a\) Effect of exogenous glutathione, glutathione reductase, chlorine dioxide, and chlorite on osmotic fragility of rat blood in vitro.](#)

[Moore & Calabrese \(1982\) Toxicological effects of chlorite in the mouse: “When exposed to a maximum level of 100 ppm chlorine dioxide in their drinking water, neither A/J or C57L/J mice exhibited any hematologic changes”.](#)

[Bercz et al. \(1982\) Subchronic toxicity of chlorine dioxide and related compounds in drinking water in the nonhuman primate.](#)

[Hefernan et al. \(1979\) Oxidative damage to the erythrocyte induced by sodium chlorite, in vivo.](#)

[Erzen Associates, Inc. \(2009\) Overview of Chlorine Dioxide \(ClO<sub>2</sub>\),](#) having Haag (1949) and Lockett (1972) as references, concludes that:

*“Lack of toxicity on a long term, but low level basis is dramatically illustrated by two separate studies where rats, and honeybees, were fed ClO<sub>2</sub> in high doses over a two year period. No ill effects were noted with up to 100 ppm added to water supply”.*

[Bull \(1982\) Health effects of drinking water disinfectants and disinfectant by-products.](#)

[Couri & Abdel-Rahman \(1979\) Effect of chlorine dioxide and metabolites on glutathione dependent system in rat, mouse and chicken blood.](#)

[Abdel-Rahman et al. \(1984b\) Toxicity of chlorine dioxide in drinking water.](#)

Lubbers et al. (1982) Controlled clinical evaluations of chlorine dioxide, chlorite and chlorate in man:

*“However, by the absence of detrimental physiological responses within the limits of the study, the relative safety of oral ingestion of chlorine dioxide and its metabolites, chlorite and chlorate, was demonstrated.”*

Couri & Abdel-Rahman (1979) Effect of chlorine dioxide and metabolites on glutathione dependent system in rat, mouse and chicken blood.

Nishikiori et al. (2008) Influence of chlorine dioxide on cell death and cell cycle of human gingival fibroblasts.

Smith & Herges (2018) Chloroxyanion residue on seeds and sprouts after chlorine dioxide sanitation of alfalfa seed:

*“Data generated by this study show that even when high concentrations of chlorine dioxide gas are used to treat alfalfa seed, undesirable chemical residues are not present in edible sprouts grown from those seeds. The study suggests that chemical residues are not a major obstacle for the development of chlorine dioxide gas as safe treatment for edible sprout production.”*

Smith et al. (2015) Chloroxyanion residues in cantaloupe and tomatoes after chlorine dioxide gas sanitation.

*“Data from this study suggest that chlorine dioxide sanitation of edible vegetables and melons can be conducted without the formation of unwanted residues in edible fractions.”*

## **Efficacy Studies**

### **Antiviral Research**

Alvarez & O'Brien (1982) Mechanisms of inactivation of poliovirus by chlorine dioxide and iodine.

Berman & Hoff (1984) Inactivation of simian rotavirus SA11 by chlorine, chlorine dioxide, and monochloramine.

Chauret et al. (2001) Chlorine Dioxide Inactivation of Cryptosporidium parvum Oocysts and Bacterial Spore Indicators.

Chen & Vaughn (1990) Inactivation of human and simian rotaviruses by chlorine dioxide.

Farr & Walton (1993) Inactivation of human immunodeficiency virus by a medical waste disposal process using chlorine dioxide.

Gandhi & Gandhi (2020) Clinical use of Chlorine dioxide in the prevention of coronavirus spread through dental aerosols.

Harakeh (1987) The behavior of viruses on disinfection by chlorine dioxide and other disinfectants.

Jin et al. (2013) Chlorine dioxide inactivation of Enterovirus 71 in water and its impact on genomic targets.

Kály-Kullai et al. (2020) Can chlorine dioxide prevent the spreading of coronavirus or other viral infections? Medical hypotheses.

Karnik-Henry (2020) Acidified sodium chlorite solution: A potential prophylaxis to mitigate impact of multiple exposures to COVID-19 in frontline health-care providers.

Kingsley et al. (2018) Evaluation of gaseous chlorine dioxide for the inactivation of Tulane virus on blueberries.

Korich et al. (1990) Effects of ozone, chlorine dioxide, chlorine, and monochloramine on *Cryptosporidium parvum* oocyst viability.

Lai et al. (2020) Coronavirus Disease 2019 (COVID-2019) infection among health care workers and implications for prevention measures in a tertiary hospital in Wuhan, China.

Li et al. (2004) Mechanisms of inactivation of hepatitis A virus in water by chlorine dioxide.

Lim et al. (2010) Disinfection kinetics of murine norovirus using chlorine and chlorine dioxide.

Lowe et al. (2015) Surrogate testing suggests that chlorine dioxide gas exposure would not inactivate Ebola virus contained in environmental blood contamination.

Mexeo (2020) Activity of chlorine dioxide against viral infections in the air and on surfaces, in the light of scientific research.

Meyers et al. (2020) The ability of two chlorine dioxide chemistries to inactivate human papillomavirus-contaminated endocavitary ultrasound probes and nasendoscopes.

Miura & Shibata (2010) Antiviral effect of chlorine dioxide against influenza virus and its application for infection control.

Montazeri et al. (2017) Virucidal activity of fogged chlorine dioxide and hydrogen peroxide-based disinfectants against human norovirus and its surrogate, feline calicivirus, on hard-to-reach surfaces.

Ogata & Shibata (2008) Protective effect of low-concentration chlorine dioxide gas against influenza A virus infection.

Ogata et al. (2016) Inactivation of airborne bacteria and viruses using extremely low concentrations of chlorine dioxide gas.

Pereira et al. (2008) Comparing the efficacy of chlorine, chlorine dioxide, and ozone in the inactivation of *Cryptosporidium parvum* in water from Parana State, southern Brazil: “Chlorine dioxide at 5 ppm inactivated 90.56% of oocysts after 90 min of contact”.

Sanekata et al. (2010) Evaluation of the antiviral activity of chlorine dioxide and sodium hypochlorite against Feline Calicivirus, Human Influenza Virus, Measles Virus, Canine Distemper Virus, Human Herpesvirus, Human Adenovirus, Canine Adenovirus and Canine Parvovirus.

Shewale et al. (2021) In vitro antiviral activity of stabilized chlorine dioxide containing oral care products.

[Thurston-Enriquez et al. \(2005\) Inactivation of Enteric Adenovirus and Feline Calicivirus by chlorine dioxide.](#)

[Yeap et al. \(2015\) Inactivation kinetics and mechanism of a human Norovirus Surrogate on stainless steel coupons via chlorine dioxide gas.](#)

[Zhu et al. \(2019\) Chlorine dioxide inhibits the replication of porcine reproductive and respiratory syndrome virus by blocking viral attachment.](#)

[Zoni et al. \(2007\) Investigation on virucidal activity of chlorine dioxide. Experimental data on Feline Calicivirus, HAV and Coxsackie B5.](#)

### **Antibacterial Research**

[Al-bayaty et al. \(2010\) Antibacterial effect of chlorine dioxide and hyaluronate on dental biofilm.](#)

[Banach et al. \(2018\) Efficacy of chlorine dioxide on Escherichia coli inactivation during pilot-scale fresh-cut lettuce processing: 5 ppm in water decreased E. Coli. by 99.999% in 60 seconds.](#)

[Benarde et al. \(1965\) Efficiency of chlorine dioxide as bactericide.](#)

[Berrang et al. \(2011\) Application of chlorine dioxide to lessen bacterial contamination during broiler defeathering.](#)

*“Carcasses sprayed with ClO<sub>2</sub> during defeathering had significantly lower numbers of Campylobacter and E. coli than carcasses treated with the water spray control defeathering. The ClO<sub>2</sub> defeathering treatment also resulted in a lower prevalence of Salmonella than did control defeathering.”*

[Boddie et al. \(1998\) Germicidal activity of a chlorous acid-chlorine dioxide teat dip and a sodium chlorite teat dip during experimental challenge with Staphylococcus aureus and Streptococcus agalactiae: “The chlorous acid-chlorine dioxide teat dip reduced new intramammary infections \(IMI\) caused by Staph. aureus by 91.5% and reduced new IMI caused by Strep. agalactiae by 71.7%”.](#)

[Callahan et al. \(2010\) Inactivation of Methicillin-resistant Staphylococcus aureus \(MRSA\) and Vancomycin-resistant Enterococcus faecium \(VRE\) on various environmental surfaces by mist application of a stabilized chlorine dioxide and quaternary ammonium compound-based disinfectant.](#)

[Conlon-Bingham et al. \(2016\) Reduction in the incidence of hospital-acquired MRSA following the introduction of a chlorine dioxide 275 ppm based disinfecting agent in a district general hospital.](#)

[Czarneski \(2009\) Microbial decontamination of a 65-room new pharmaceutical research facility.](#)

[Drake & Villhauer \(2011\) An in vitro comparative study determining bactericidal activity of stabilized chlorine dioxide and other oral rinses.](#)

[Eunike et al. \(2017\) Antibacterial effects of 0.1% chlorine dioxide on Actinomyces sp. as an agent of black stain.](#)

Foschino et al. (1998) Bactericidal activity of chlorine dioxide against Escherichia coli in water and on hard surfaces.

Han et al. (2000) The effects of washing and chlorine dioxide gas on survival and attachment of Escherichia coli O157: H7 to green pepper surfaces: “ClO<sub>2</sub> gas treatment was more effective as a disinfecting method than water washing”.

Herczegh et al. (2013) Comparing the efficacy of hyper-pure chlorine-dioxide with other oral antiseptics on oral pathogen microorganisms and biofilm in vitro.

Hinenoya et al. (2015) Chlorine dioxide is a better disinfectant than sodium hypochlorite against multi-drug resistant Staphylococcus aureus, Pseudomonas aeruginosa, and Acinetobacter baumannii: 100 ppm killed all strains in 60 seconds.

Kenyon et al. (1986b) Comparison of antipseudomonad activity of chlorine dioxide/chlorous acid-containing gel with commercially available antiseptics.

Lee et al. (2017) Bactericidal effects of chlorine dioxide gas against E. coli and S. Typhimurium in vitro: 5 ppm killed 99.999% E. coli in 15 minutes

Lin et al. (2007) Disinfection effect of chlorine dioxide on air quality control in Armed Forces General Hospital of Taiwan.

Morino et al. (2020) Effect of extremely low-concentration gaseous chlorine dioxide against surface Escherichia coli, Pseudomonas aeruginosa and Acinetobacter baumannii in wet conditions on glass dishes.

Ofori et al. (2018) Chlorine dioxide inactivation of Pseudomonas aeruginosa and Staphylococcus aureus in water: The kinetics and mechanism: 5 ppm resulted in a 5-log reduction 99.5% kill.

Ogata (2007) Denaturation of protein by chlorine dioxide: oxidative modification of tryptophan and tyrosine residues.

Rastogi et al. (2010) Systematic evaluation of the efficacy of chlorine dioxide in decontamination of building interior surfaces contaminated with Anthrax spores.

Roller et al. (1980) Mode of bacterial inactivation by chlorine dioxide.

Rose & Rice (2014) Inactivation of bacterial biothreat agents in water, a review.

Rubio-Casillas & Campra-Madrid (2021) Pharmacokinetics and pharmacodynamics of chlorine dioxide.

Rutala et al. (1991) Inactivation of Mycobacterium Tuberculosis and Mycobacterium Bovis by 14 hospital disinfectants: Chlorine dioxide, 0.80% [...] achieved complete inactivation of both M. tuberculosis and M. bovis.

Scatina et al. (1985) The inhibitory effect of Alcide®, an antimicrobial drug, on protein synthesis in Escherichia coli.

Shams et al. (2011) Chlorine dioxide inactivation of bacterial threat agents.

Wei et al. (2011) Bactericidal effects of chlorine dioxide by respiratory inhibition (article in chinese): “Conclusion: ClO<sub>2</sub>-induced damages to the mitochondria were positive correlated with the death rates, but respiratory inhibition was not the primary target site for cell killing”.

## Direct Human Studies

[Aparicio-Alonso et al. \(2021\) COVID19 long term effects in patients treated with chlorine dioxide.](#)

[Bianchine et al. \(1981\) Study of chlorine dioxide and its metabolites in man.](#)

[Downs et al. \(2015\) An in vitro study comparing a two-part activated chlorine dioxide oral rinse to chlorhexidine:](#)

*“Background: Chlorhexidine is considered the “gold standard” for anti-plaque agents. However, there are side effects associated with long-term use of chlorhexidine. This study compared a chlorine dioxide-based mouth rinse (Oracare) with chlorhexidine for antimicrobial activity and an ability to remove volatile sulfur compounds (VSCs) generated by the periodontal pathogen Porphyromonas gingivalis.”*

[Frascella et al. \(1998\) Odor reduction potential of a chlorine dioxide mouthrinse.](#)

[Frascella et al. \(2000\) Efficacy of a chlorine dioxide-containing mouthrinse in oral malodor.](#)

[Hsu & Huang \(2013\) Disinfection efficiency of chlorine dioxide gas in student cafeterias in Taiwan.](#)

[Lubbers et al. \(1982\) Controlled clinical evaluations of chlorine dioxide, chlorite and chlorate in man.](#)

[Lubber & Bianchine \(1984\) Effects of the acute rising dose administration of chlorine dioxide, chlorate and chlorite to normal healthy adult male volunteers.](#)

[Martínez-De Jesús et al. \(2007\) Efficacy and safety of neutral pH superoxidised solution in severe diabetic foot infections.](#)

[Mohammad et al. \(2004\) Clinical and microbiological efficacy of chlorine dioxide in the management of chronic atrophic candidiasis: an open study.](#)

[Mueller-Joseph \(2011\) Efficacy evaluation of a chlorine dioxide containing toothpaste \(Dioxibrite™\) on plaque and gingivitis.](#)

[Myneni Venkatasatya et al. \(2017\) Phosphate buffer-stabilized 0.1% chlorine dioxide oral rinse for managing medication-related osteonecrosis of the jaw.](#)

[Noszticzus et a. \(2013a\) Demonstrating that chlorine dioxide is a size-selective antimicrobial agent and high purity ClO<sub>2</sub> can be used as a local antiseptic.](#)

[Noszticzus et al. \(2013b\) Chlorine dioxide is a size-selective antimicrobial agent.](#)

[Ogata & Shibata \(2009\) Effect of chlorine dioxide gas of extremely low concentration on absenteeism of schoolchildren.](#)

[Papadopoulou et al. \(2021\) A systematic review on the effectiveness of organic unprocessed products in controlling gingivitis in patients undergoing orthodontic treatment with fixed appliances.](#)

[Pham & Nguyen \(2018\) Efficacy of chlorine dioxide mouthwash in reducing oral malodor: A 2-week randomized, double-blind, crossover study.](#)

[Shinada et al. \(2010\) Effects of a mouthwash with chlorine dioxide on oral malodor and salivary bacteria: a randomized placebo-controlled 7-day trial.](#)

[Uchiyama et al. \(2019\) Clinical investigation of  \$\alpha\$ 1-antitrypsin and lactoferrin in gingival sulcus fluid from elderly patients—A preliminary report.](#)

[Valente et al. \(2014\) Activated chlorine dioxide solution can be used as a biocompatible antiseptic wound irrigant:](#)

*“The purpose of this study was to compare cosmesis at 3 to 4 months and infection in simple lacerations irrigated with normal saline versus activated chlorine dioxide.*

*The authors report the use of a novel antimicrobial irrigation solution. Chlorine dioxide appears to be a safe biologically acceptable antiseptic wound irrigant that does not appear to interfere with cosmetic outcomes.”*

[Yates et al. \(1997\) The comparative effect of acidified sodium chlorite and chlorhexidine mouthrinses on plaque regrowth and salivary bacterial counts.](#)

[Yeturu et al. \(2016\) Effect of Aloe vera, chlorine dioxide, and chlorhexidine mouth rinses on plaque and gingivitis: A randomized controlled trial.](#)

### **Pesticide/Herbicide/Pollutant Cleanup Research**

[Bet et al. \(2017\) Oxidation of sulfonamide antibiotics by chlorine dioxide in water: Kinetics and reaction pathways.](#)

[Bhilwadikar et al. \(2019\) Decontamination of microorganisms and pesticides from fresh fruits and vegetables: a comprehensive review from common household processes to modern techniques.](#)

[Chen et al. \(2014\) Chlorine dioxide treatment for the removal of pesticide residues on fresh lettuce and in aqueous solution.](#)

[Hall & Camm \(2007\) Removal of glyphosate by water treatment. Final report.](#)

[Hey et al. \(2012\) Oxidation of pharmaceuticals by chlorine dioxide in biologically treated wastewater.](#)

*“Biologically treated wastewater spiked with a mixture of 56 active pharmaceutical ingredients (APIs) was treated with 0-20 mg/L chlorine dioxide ( $\text{ClO}_2$ ) solution in laboratory-scale experiments. Wastewater effluents were collected from two wastewater treatment plants in Sweden, one with extended nitrogen removal (low COD) and one without (high COD). About one third of the tested APIs resisted degradation even at the highest  $\text{ClO}_2$  dose (20 mg/L), while others were reduced by more than 90% at the lowest  $\text{ClO}_2$  level (0.5 mg/L). In the low COD effluent, more than half of the APIs were oxidized at 5 mg/L  $\text{ClO}_2$ , while in high COD effluent a significant increase in API oxidation was observed after treatment with 8 mg/L  $\text{ClO}_2$ . This study illustrates the successful degradation of several APIs during treatment of wastewater effluents with chlorine dioxide.”*

[Hsu \(1988\) The removal of phenols from oily wastewater by chlorine dioxide: “Most of phenolic compounds can be destroyed by chlorine dioxide within 15 minutes”.](#)

[Huber et al. \(2005\) Oxidation of pharmaceuticals during water treatment with chlorine dioxide.](#)

[Hwang et al. \(2002\) Chlorine and chlorine dioxide treatment to reduce or remove EBDCs and ETU residues in a solution.](#)

[Jia et al. \(2017\) Oxidation of antipyrine by chlorine dioxide: reaction kinetics and degradation pathway.](#)

[Jönsson et al. \(2013\) Removal and degradation of glyphosate in water treatment: a review.](#)

[Kodranov et al. \(2020\) Examination of degradation and ecotoxicology of pethoxamid and metazachlor after chlorine dioxide treatment.](#)

[Lopez et al. \(1997\) Degradation of herbicides \(ametryn and isoproturon\) during water disinfection by means of two oxidants \(hypochlorite and chlorine dioxide\).](#)

[Navalon et al. \(Navalon et al., 2008\) Reaction of chlorine dioxide with emergent water pollutants: product study of the reaction of three beta-lactam antibiotics with ClO<sub>2</sub>.](#)

[Scotmas Group \(2018a\) Chemical reactivity of ClO<sub>2</sub>. \[Good Overview\]](#)

[Tian et al. \(2010\) Kinetics and mechanism for methiocarb degradation by chlorine dioxide in aqueous solution.](#)

[Tian et al. \(2014\) Degradation of phenylurea herbicides by chlorine dioxide and formation of disinfection by-products during subsequent chlor\(am\)ination.](#)

[Wang et al. \(2010\) Oxidation of fluoroquinolone antibiotics and structurally related amines by chlorine dioxide: reaction kinetics, product and pathway evaluation.](#)

[Wang et al. \(2011\) Reactions of tetracycline antibiotics with chlorine dioxide and free chlorine.](#)

[Wang et al. \(2015\) Oxidation of diclofenac with chlorine dioxide in aquatic environments: influences of different nitrogenous species.](#)

[Wei et al. \(2018\) Degradation of pesticide residues by gaseous chlorine dioxide on table grapes.](#)

## **Antifungal Research**

[Environmental Protection Agency \(EPA\) \(2013\) Laboratory evaluation of the efficacy of chlorine dioxide fumigation for remediation of building materials contaminated with molds, mycotoxins or allergens.](#)

[Lorcheim & Lorcheim \(2013\) Mold remediation of a research facility in a hospital.](#)

[Mohammad et al. \(2004\) Clinical and microbiological efficacy of chlorine dioxide in the management of chronic atrophic candidiasis: an open study.](#)

[Somayaji et al. \(2014\) Antimicrobial efficacy of chlorine dioxide against \*Candida albicans\* in stationary and starvation phases in human root canal: An in-vitro study.](#)

[Wei et al. \(2008\) Plasma membrane damage to \*Candida albicans\* caused by chlorine dioxide \(ClO<sub>2</sub>\).](#)

*“Conclusion: At or below MFC, ClO<sub>2</sub> damages the plasma membranes of *C. albicans* mainly by permeabilization, rather than by the disruption of their in-*

tegrity.  $K(+)$  leakage and the concomitant depolarization of the cell membrane are some of the critical events.

*Significance and impact of the study: These insights into membrane damages are helpful in understanding the action mode of  $ClO_2$* ”

### **Antiparasitic Research**

[Czarra et al. \(2014\) Exposure to chlorine dioxide gas for 4 hours renders Syphacia ova nonviable.](#)

[Gérard et al. \(2019\) Inactivation of parasite transmission stages: Efficacy of treatments on foods of non-animal origin.](#)

[Hesselink \(2007\) On the mechanisms of chlorine oxides against Malarial parasites. An overview.](#)

[Matsuoka & Ogata \(2013\) Inhibition of malaria infection and repellent effect against mosquitoes by chlorine dioxide.](#)

### **Mercury Neutralization Research**

[Contaminated Site Clean-Up Information \(CLU-IN\) \(2021\) Mercury treatment technologies.](#)

[Krzyzyska & Hutson \(2012\) Effect of solution pH on  \$SO\_2\$ ,  \$NO\_x\$ , and Hg removal from simulated coal combustion flue gas in an oxidant-enhanced wet scrubber: “The few reports on Hg removal in  \$NaClO\_2\$  solutions indicate that a high pH greatly weakens the rate of  \$Hg^0\$  oxidation \(Zhao et al., 2008\)”.](#)

[Livengood & Mendelsohn \(1999\) A new method for oxidation of gaseous, elemental mercury: “Our method uses a diluted oxidizing solution containing chloric acid and sodium chlorate \(sold commercially as NOXSORB™\). When this solution is injected into a gas stream containing  \$Hg^0\$  at about 300°F, we found that nearly 100% of the  \$Hg^0\$  was removed from the gas phase and was recovered in liquid samples from the test system”.](#)

[Zhao et al. \(2010\) Removal of  \$Hg^0\$  with sodium chlorite solution and mass transfer reaction kinetics.](#)

### **Miscellaneous Research**

[Al-Bayaty & Abdulla \(2012\) A comparison of wound healing rate following treatment with aftamed and chlorine dioxide gels in streptozotocin-induced diabetic rats.](#)

[Chai et al. \(2020\) Endoscopy works during the pandemic of coronavirus COVID-19: recommendations by the Chinese Society of Digestive Endoscopy.](#)

[Chapnick & Wilkins \(2014\) Surgical wound management in dogs using an improved stable chlorine dioxide antiseptic solution.](#)

[Ci et al. \(2015\) Study on encapsulation of chlorine dioxide in gelatin microsphere for reducing release rate.](#)

Coates (2001) An evaluation of the use of chlorine dioxide (Tristel One-Shot) in an automated washer/disinfector (Medivator) fitted with a chlorine dioxide generator for decontamination of flexible endoscopes.

Doona et al. (2014) The Portable Chemical Sterilizer (PCS), D-FENS, and D-FEND ALL: Novel chlorine dioxide decontamination technologies for the military.

Kenyon et al. (1986a) Controlled wound repair in guinea pigs, using antimicrobials that alter fibroplasia.

Komara et al. (2020) Periodontal tray application of chlorine dioxide gel as an adjunct to scaling and root planing in the treatment of chronic periodontitis.

Lowe et al. (2013) Impact of chlorine dioxide gas sterilization on nosocomial organism viability in a hospital room.

Theriault et al. (2015) Long-term maintenance of sterility after skin transplantation in germ-free mice.

Wang et al. (2016) Kinetics of inactivation of Bacillus subtilis subsp. niger spores and Staphylococcus albus on paper by chlorine dioxide gas in an enclosed space: “RH [Relative humidity] is a specific factor of the gas sanitizer; an increase in the RH enhances the antimicrobial effect of the ClO<sub>2</sub> gas”.

Watamoto et al. (2013) Clinical evaluation of chlorine dioxide for disinfection of dental instruments.

Yi et al. (2016) A pilot study on using chlorine dioxide gas for disinfection of gastrointestinal endoscopes:

*“The experimental results indicated that disinfecting GI endoscopes using CD gas could reduce the cost of disinfectants while ensuring a high log reduction of spores. Thus, CD gas may be a feasible choice for disinfection of GI endoscopes. Furthermore, this study provides information for decontaminating long and narrow lumens with gaseous sterilants.”*

## **Tristel Company Research**

Chandran et al. (2018) A state-wide survey of disinfection techniques for nasendoscopies in Queensland ENT out-patient departments.

Chang et al. (2018) Assessment of occupational exposure to airborne chlorine dioxide of healthcare workers using impregnated wipes during high-level disinfection of non-lumened flexible nasoendoscopes.

Gan et al. (2017) Flexible nasoendoscopy decontamination: a comparison between Rapicide and Tristel wipes, a prospective cohort study.

Hernández et al. (2008) Mycobactericidal activity of chlorine dioxide wipes in a modified prEN 14563 test.

Hitchcock et al. (2016) A randomised, single-blind comparison of high-level disinfectants for flexible nasendoscopes.

Javed et al. (2014) Decontamination methods for flexible nasal endoscopes.

Ma et al. (2013) Transvaginal ultrasound probe contamination by the human papillomavirus in the emergency department.

Phua et al. (2012) Sequential cohort study comparing chlorine dioxide wipes with automated washing for decontamination of flexible nasendoscopes.

Sowerby & Rudmik (2018) The cost of being clean: A cost analysis of nasopharyngoscope reprocessing techniques.

Street et al. (2006) Audit of nasendoscope disinfection practice.

Tzanidakis et al. (2012) Evaluation of disinfection of flexible nasendoscopes using Tristel wipes: a prospective single blind study.

### **Papers With Other Chlorine Dioxide Literature References**

ClorDiSys (2014g) Biological efficacy of chlorine dioxide.

Proklean Services (2015) Organisms that Chlorine Dioxide has been proven to eliminate.

### SECTION 3: CHLORINE DIOXIDE PATENTS

Note: This is not a full list of chlorine dioxide patents. The patents listed primarily deal with human application chlorine dioxide patents. There are thousands of chlorine dioxide patents for thousands of different applications.

List of all patents for Howard Alliger and Alcide: <https://patents.google.com/?inventor=Howard+Alliger&oq=Howard+Alliger&page=1>

Alcide Full list patents <https://patents.justia.com/assignee/alcide-corporation>

[Alliger \(1978\) Germ killing composition and method](#). US4084747A.

[Alliger \(1981\) Germ killing composition and method](#). CA1097216A.

[Alliger \(1982\) Germ-killing materials](#). US4330531A.

[Alliger \(1983\) Germ-killing composition](#). EP0081017A1.

[Alliger \(1984\) Germ-killing composition and method](#). USRE31779E.

[Alliger \(1985\) Germicidal chlorine dioxide-forming compositions](#). AU545171B2.

[Alliger \(2000\) Use of xanthan gum for gelling ClO<sub>2</sub> and related species](#). US6039934A.

[Alliger \(2018\) Method and compositions for treating cancerous tumors](#). US10105389B1.

[Alliger \(2019a\) Method and compositions for treating cancerous tumors](#). US20190000875A1.

[Alliger \(2019b\) Method and compositions for treating cancerous tumors](#). US10463690B2.

[Alliger \(2013\) A method of treating sinusitis, including chronic sinusitis](#). EP2525802A4.

[Alliger & Roozdar \(1997\) Chlorine dioxide skin medicating compositions for preventing irritation](#). US5616347A.

[Carmen & Chong \(1990\) Viricidal blood bag system](#). EP0382018A2.

[Carmen & Chong \(1992\) Viricidal blood bag system](#). EP0382018B1.

[Carmen & Chong \(1993\) Method for inactivating viruses in blood using chlorine dioxide](#). US5240829A: “The data obtained with both viruses show that a protein load of 0.5% requires a chlorine dioxide concentration of 50 ppm to effect complete viral inactivation. When the albumin level is reduced to 0.05% a chlorine dioxide concentration of 5 ppm is then capable of reducing VSV infectivity at least 5 Logs and HSV-1 at least 6 logs.”

[Davidson & Kross \(1991\) Disinfection method and composition therefor](#). US4986990A.

[Davidson & Kross \(1993\) Disinfection method and composition therefor](#). US5185161A.

[Fukuda et al. \(2013\) Broad-spectrum antiviral composition with excellent preservation stability](#). US8545898B2.

[Full et al. \(2010\) Treatment of Non-Oral Biological Tissue with Chlorine Dioxide](#). US20100196512A1.

[Kemp & Kross \(1998\) Method for treating bovine hairy heel warts](#). US5772985A.

[Kemp & Kross \(2000\) Compositions and methods for prevention and treatment of diseases associated with honey bees](#). US6096350A.

[Kross \(1990\) Topical treatment of genital herpes lesions](#). US4956184A.

[Kross \(1995a\) Process for removing bacteria from poultry and other meats](#). US5389390A.

[Kross \(1995b\) Chlorine dioxide containing composition for prevention and treatment of bacterial infections.](#) AU657615B2.

[Kross \(1995c\) Use of chlorine dioxide for controlling infectious diseases in aquaculture.](#) WO1995018534A1.

[Kross \(1996\) Adherent disinfecting compositions and methods relating thereto.](#) WO1996018300A2.

[Kross \(1997a\) Adherent disinfecting compositions and methods of use in skin disinfection.](#) US5597561A.

[Kross \(1997b\) Wound disinfection and repair.](#) US5622725A.

[Kross \(1997d\) Composition and methods for sterilizing dialyzers.](#) US5628959A.

[Kross \(1997e\) Adherent disinfecting compositions and methods relating thereto.](#) US5651977A.

[Kross \(1997f\) Method and composition for prevention and treatment of female lower genital tract microbial infections.](#) US5667817A.

[Kross \(1998\) Compositions and methods for skin disinfection employing mandelic acid.](#) WO1998044794A1.

[Kross \(2000a\) Wound disinfection and repair.](#) CA2184813C.

[Kross \(2000b\) Freeze-resistant topical germicides and methods related thereto.](#) AU6023999A.

[Kross \(2000c\) Stabilized two-part disinfecting system and compositions and methods related thereto.](#) US6123966A.

[Kross & Kemp \(2000a\) Method for optimizing the efficacy of chlorous acid disinfecting sprays for poultry and other meats.](#) US6063425A.

[Kross & Kemp \(2000b\) Frozen chlorine dioxide-containing composition and methods related thereto.](#) WO2000048470A1.

[Kross & Kemp \(2002\) Method for optimizing the efficacy of chlorous acid disinfecting sprays for poultry and other meats.](#) MXPA00003416A.

[Kross & Scheer \(1991\) Composition and procedure for disinfecting blood and blood components.](#) US5019402A.

[Kross & Siff \(2001\) Anti-inflammatory formulations for inflammatory diseases.](#) USRE37263E1.

[Kross & Zamojcin \(1997\) Disinfecting compositions and methods therefor.](#) CA1339066C.

[Kross & Zamojcin \(2001\) Two-part disinfecting system, disinfecting composition on the basis of this and method of preparing such disinfecting composition.](#) DK173835B1.

[Kross et al. \(1992\) Disinfecting oral hygiene compositions and process for using the same.](#) US5100652A.

[Kuhne \(2000\) Use of a chemically-stabilized chlorite matrix for the parenteral treatment of HIV infections.](#) US6086922A.

[Liu \(2019\) Injection containing chlorine dioxide and method for making same.](#) US20190015445A1.

[McGrath \(2011\) Chlorite in the treatment of neurodegenerative disease.](#) US8029826B2.

[Morelli et al. \(2005\) Two-part disinfecting systems and compositions and methods relating thereto.](#) US6916493B2.

[Morelli et al. \(2012\) Acidified chlorite compositions containing nitrogen stabilizers and related systems and methods.](#) ES2387463T3

[Ogata \(2014\) Chlorine dioxide gas for use in treating respiratory virus infection.](#) EP1955719B1.

[Ratcliff et al. \(2009\) Composition and method for the prevention of oral disease.](#) US20090016973A1.

[Ratcliff et al. \(2015\) Composition for preventing oral disease by penetrating polymicrobial oral biofilms and killing oral pathogens.](#) US8926951B2.

[Ratcliff \(2001\) Method of treating HIV by a topical composition.](#) US6200557B1.

[Richardson & Kopfinger \(2004\) Apparatus for applying treatment fluid to foodstuffs and methods related thereto.](#) US20040151814A1.

[Ripley et al. \(1998\) In-the-eye use of chlorine dioxide-containing compositions.](#) US5736165A.

[Rubinstein \(1988\) A method to treat blood.](#) WO1988001507A1.

[Rubinstein \(1990\) Disinfecting blood constituents, corneal and scleral tissue.](#) WO1990001315A1.

[Warf et al. \(2005\) Treatment fluid application apparatus for foodstuffs and methods related thereto.](#) US20050058013A1.

[Warf & Kotrola \(2012\) Oxidation method and compositions therefor.](#) US8318231B2.

[刘学武 \(2016\) Cell apoptosis inducer containing chlorine dioxide and use thereof in preparing cosmetics or anti-aging or antineoplastic drugs.](#) WO2016074203A1.

[劉学武 \(2017\) Chlorine dioxide prepared and used in methods of acting on mammalian stem cells and applications of drugs acting on mammalian stem cells.](#) JP6141997B2.

[周伟文 \(2015\) Preparation method of pure chlorine dioxide solution and method for treating Ebola virus infection.](#) CN104586880A.

[宋红安 & 刘煌 \(2006\) Chlorine dioxide application in preventing and treating plant continuous cropping disease.](#) CN1836515A.

[規男緒方 et al. \(2011\) Chlorine dioxide solution composition.](#) JPWO2009093540A1.

### Alcide Corporation patents found at Justia

The search links cited on page 11:

<https://patents.justia.com/assignee/alcide-corporation>

<https://patents.justia.com/assignee/alcide-corporation?page=2>

Patent	Title
20040166136	<u><a href="#">Acidified chlorite compositions containing nitrogenous stabilizers and systems and methods related thereto</a></u>
5597561	<u><a href="#">Adherent disinfecting compositions and methods of use in skin disinfection</a></u>
5651977	<u><a href="#">Adherent disinfecting compositions and methods relating thereto</a></u>
5384134	<u><a href="#">Anti-inflammatory formulations for Inflammatory diseases</a></u>

<b>Patent</b>	<b>Title</b>
RE37263	<a href="#"><u>Anti-inflammatory formulations for inflammatory diseases</u></a>
20040151814	<a href="#"><u>Apparatus for applying treatment fluid to foodstuffs and methods related thereto</u></a>
5628959	<a href="#"><u>Composition and methods for sterilizing dialyzers</u></a>
5019402	<a href="#"><u>Composition and procedure for disinfecting blood and blood components</u></a>
6096350	<a href="#"><u>Compositions and methods for prevention and treatment of diseases associated with honey bees</u></a>
4891216	<a href="#"><u>Disinfecting compositions and methods therefor</u></a>
5100652	<a href="#"><u>Disinfecting oral hygiene compositions and process for using the same</u></a>
4986990	<a href="#"><u>Disinfection method and composition therefor</u></a>
5185161	<a href="#"><u>Disinfection method and composition therefor</u></a>
RE36064	<a href="#"><u>Disinfection method and composition therefor</u></a>
6120731	<a href="#"><u>Frozen chlorine dioxide-containing composition and methods related thereto</u></a>
6328909	<a href="#"><u>Frozen chlorine dioxide-containing composition and methods related thereto</u></a>
RE31779	<a href="#"><u>Germ-killing composition and method</u></a>
5252343	<a href="#"><u>Method and composition for prevention and treatment of bacterial infections</u></a>
5667817	<a href="#"><u>Method and composition for prevention and treatment of female lower genital tract microbial infections</u></a>
6063425	<a href="#"><u>Method for optimizing the efficacy of chlorous acid disinfecting sprays for poultry and other meats</u></a>
5772985	<a href="#"><u>Method for treating bovine hairy heel warts</u></a>
20070042094	<a href="#"><u>Oxidation method and compositions therefor</u></a>
20100227004	<a href="#"><u>Oxidation method and compositions therefor</u></a>
6123966	<a href="#"><u>Stabilized two-part disinfecting system and compositions and methods related thereto</u></a>
4956184	<a href="#"><u>Topical treatment of genital herpes lesions</u></a>
20050058013	<a href="#"><u>Treatment fluid application apparatus for foodstuffs and methods related thereto</u></a>

<b>Patent</b>	<b>Title</b>
6524624	<a href="#"><u>Two-part disinfecting systems and compositions and methods related thereto</u></a>
20030180247	<a href="#"><u>Two-part disinfecting systems and compositions and methods relating thereto</u></a>
6916493	<a href="#"><u>Two-part disinfecting systems and compositions and methods relating thereto</u></a>
5622725	<a href="#"><u>Wound disinfection and repair</u></a>

### **Alcide Corporation patents found at Google**

The search link cited on page 11:

<https://patents.google.com/?q=clo2&assignee=alcide+corporation%252c&oq=alcide+corporation%252c+clo2>

<b>Patent</b>	<b>Title</b>
ES-2387463-T3	<a href="#"><u>Acidified chlorite compositions containing nitrogen stabilizers and related systems and methods</u></a>
US-5597561-A	<a href="#"><u>Adherent disinfecting compositions and methods of use in skin disinfection</u></a>
EP-0744895-A1	<a href="#"><u>Adherent disinfecting compositions and methods relating thereto</u></a>
US-5651977-A	<a href="#"><u>Adherent disinfecting compositions and methods relating thereto</u></a>
US-RE37263-E	<a href="#"><u>Anti-inflammatory formulations for inflammatory diseases</u></a>
US-2004151814-A1	<a href="#"><u>Apparatus for applying treatment fluid to foodstuffs and methods related thereto</u></a>
CA-2131888-C	<a href="#"><u>Chlorine dioxide containing composition for prevention and treatment of bacterial infections</u></a>
US-5628959-A	<a href="#"><u>Composition and methods for sterilizing dialyzers</u></a>
US-5019402-A	<a href="#"><u>Composition and procedure for disinfecting blood and blood components</u></a>
US-6096350-A	<a href="#"><u>Compositions and methods for prevention and treatment of diseases associated with honey bees</u></a>
WO-9844794-A1	<a href="#"><u>Compositions and methods for skin disinfection employing mandelic acid</u></a>
CA-1339066-C	<a href="#"><u>Disinfecting compositions and methods therefor</u></a>

<b>Patent</b>	<b>Title</b>
US-5100652-A	<a href="#"><u>Disinfecting oral hygiene compositions and process for using the same</u></a>
US-4986990-A	<a href="#"><u>Disinfection method and composition therefor</u></a>
US-5185161-A	<a href="#"><u>Disinfection method and composition therefor</u></a>
AU-6023999-A	<a href="#"><u>Freeze-resistant topical germicides and methods related thereto</u></a>
US-6120731-A	<a href="#"><u>Frozen chlorine dioxide-containing composition and methods related thereto</u></a>
EP-0081017-A1	<a href="#"><u>Germ-killing composition</u></a>
US-RE31779-E	<a href="#"><u>Germ-killing composition and method</u></a>
AU-7839481-A	<a href="#"><u>Germicidal chlorine dioxide-forming compositions</u></a>
US-5667817-A	<a href="#"><u>Method and composition for prevention and treatment of female lower genital tract microbial infections</u></a>
MX-PA00003416-A	<a href="#"><u>Method for optimizing the efficacy of chlorous acid disinfecting sprays for poultry and other meats</u></a>
US-6063425-A	<a href="#"><u>Method for optimizing the efficacy of chlorous acid disinfecting sprays for poultry and other meats</u></a>
US-5772985-A	<a href="#"><u>Method for treating bovine hairy heel warts</u></a>
US-8318231-B2	<a href="#"><u>Oxidation method and compositions therefor</u></a>
DK-168362-B1	<a href="#"><u>Process for disinfecting a substrate, an agent for use in the process, and a process for producing the agent</u></a>
US-5389390-A	<a href="#"><u>Process for removing bacteria from poultry and other meats</u></a>
US-6123966-A	<a href="#"><u>Stabilized two-part disinfecting system and compositions and methods related thereto</u></a>
US-2005058013-A1	<a href="#"><u>Treatment fluid application apparatus for foodstuffs and methods related thereto</u></a>
DK-173835-B1	<a href="#"><u>Two-part disinfecting system, disinfecting composition on the basis of this and method of preparing such disinfecting composition</u></a>
US-6916493-B2	<a href="#"><u>Two-part disinfecting systems and compositions and methods relating thereto</u></a>
WO-9518534-A1	<a href="#"><u>Use of chlorine dioxide for controlling infectious diseases in aquaculture</u></a>
US-5622725-A	<a href="#"><u>Wound disinfection and repair</u></a>
WO-9523511-A1	<a href="#"><u>Wound disinfection and repair</u></a>

#### SECTION 4: NEGATIVE REPORTS IN THE SCIENTIFIC LITERATURE

Bathina et al. (2013) An unusual case of reversible acute kidney injury due to chlorine dioxide poisoning: “consumption of 250 mL of stable ClO<sub>2</sub> [...] Direct consumption of Chlorine dioxide can cause acute kidney injury. Acute kidney injury is reversible if it is due to acute tubular necrosis”.

Gebhardtova et al. (2014) A case of severe chlorite poisoning successfully treated with early administration of methylene blue, renal replacement therapy, and red blood cell transfusion: Case report: “The case of a 55-year-old man who attempted suicide by ingesting <100 mL of 28% sodium chlorite solution [...] These interventions led to the improvement of his condition and the patient eventually fully recovered”.

Lin & Lim (1993) Acute Sodium Chlorite poisoning associated with renal failure: “The patient was known to have ingested 10g of sodium chlorite in a suicide attempt [...] After 3 months, renal function normalized”.

Loh & Shafi (2014) Kikuchi-Fujimoto disease presenting after consumption of ‘Miracle Mineral Solution’ (sodium chlorite): “The patient in this case did not have signs or systems of acute chlorite toxicity. It is unlikely that KFD [Kikuchi-Fujimoto disease] resulted directly from systemic oxidative damage”.

Romanovsky et al. (2013) A case of sodium chlorite toxicity managed with concurrent renal replacement therapy and red cell exchange: “65-year-old man presented to hospital after accidentally ingesting a small amount of a sodium chlorite solution [...] The patient survived and subsequently recovered normal renal function”.



## SECTION 5: SOCIAL NETWORKS, BOOKS, & PEOPLE

Since MMS/Chlorine dioxide was first introduced to the public through the efforts of Jim Humble, there have been communities of people that formed chat groups and forums in order to share their experiences and help others who are searching for answers to solve problems that standard medicine could not or would not help. Here I provide links for social networks that exist for this purpose. This list is not exhaustive, but these are the ones that I have come across in my research. I do not mention Facebook Groups at all because there have been so many of them that have been disbanded by the FB thought police.

### MeWe Groups

<https://mewe.com/join/mmsmiraclemineralsolution>

<https://mewe.com/join/chlorinedioxidetruth>

<https://mewe.com/join/coronavirusebolasolutions>

### Telegram App Groups

Telegram is an app that can run on your phone or desktop. You can learn about it here: <https://telegram.org/>

After you install telegram you can find these groups:

The Universal Antidote Video Repository: <https://t.me/TheUniversalAntidoteVideos>. In the Universal Antidote Video Repository, you can find chlorine dioxide videos including documentaries, testimonials, and instructional information.

MMS Health Videos Channel: [https://t.me/mms\\_health\\_videos](https://t.me/mms_health_videos). There are many video testimonials here as mentioned in the documentary. You can search this archive for videos to find them. There is distracting off topic information and you just have to disregard this.

MMS Health Group: <https://t.me/joinchat/NCKGOFaA8bQaEp22ad6qvQ>. There are many video testimonials here as mentioned in the documentary. You can search this archive for videos to find them. There is distracting off topic information and you just have to disregard this.

### CD/MMS Websites

#### MMS

<https://mmsforum.io/>

<https://mms testimonials.co/>

<https://jimhumble.co/>

<https://mmsinfo.org/>

<https://clo2.tv/>

## CDS

<https://andreaskalcker.com/en/>

<https://www.saludprohibida.com/en/>

COMUSAV: This is a non-profit group of thousands of doctors, therapists, researchers, and health professionals who are helping others and working with chlorine dioxide solution.

<https://comusav.com/en/recursos/>

<https://comusav.com/en/videoteca/>

## Important Video Channels

[MMS DIY on Brighteon](#)

[MMS DIY on BitChute](#)

[Curious Human Productions on Brighteon](#)

[Curious Human Productions on BitChute](#)

[ClO<sub>2</sub> TV News](#)

## Other Important Books

[Humble & Lloyd \(2016\) MMS Health Recovery Guidebook.](#)

[Rivera \(2014\) \*Healing the symptoms known as Autism\* \(2nd ed.\).](#) [linked to a free book with permission]

[Kalcker \(2018\) \*Forbidden health. Incurable was yesterday.\*](#)

## REFERENCES

- 13News Now. (2019, November 18). *FDA warns “miracle solution” is just bleach*. 13News Now. <https://www.youtube.com/watch?v=9hWKTQ-HRNo>
- ABC Action News. (2019, August 14). *FDA: Drinking Mineral Miracle Solution will not cure cancer, autism*. ABC Action News. <https://www.youtube.com/watch?v=YTibpYbQHvw>
- Abdel-Rahman, M. S., Couri, D., & Bull, R. J. (1979). Kinetics of ClO<sub>2</sub> and effects of ClO<sub>2</sub>, ClO<sub>2</sub><sup>-</sup>, and ClO<sub>3</sub><sup>-</sup> in drinking water on blood glutathione and hemolysis in rat and chicken. *Journal of Environmental Pathology and Toxicology*, 3(1–2), 431–449. <https://pubmed.ncbi.nlm.nih.gov/547024/>
- Abdel-Rahman, M. S., Couri, D., & Bull, R. J. (1982). Metabolism and pharmacokinetics of alternate drinking water disinfectants. *Environmental Health Perspectives*, 46, 19–23. <https://doi.org/10.1289/ehp.824619>
- Abdel-Rahman, M. S., Couri, D., & Bull, R. J. (1984a). Effect of exogenous glutathione, glutathione reductase, chlorine dioxide, and chlorite on osmotic fragility of rat blood in vitro. *Journal of the American College of Toxicology*, 3(4), 269–275. <https://doi.org/10.3109/10915818409009081>
- Abdel-Rahman, M. S., Couri, D., & Bull, R. J. (1984b). Toxicity of chlorine dioxide in drinking water. *Journal of the American College of Toxicology*, 3(4), 277–284. <https://doi.org/10.3109/10915818409009082>
- Abdel-Rahman, M. S., Gerges, S. E., & Alliger, H. (1982). Toxicity of Alcide. *Journal of Applied Toxicology*, 2(3), 160–164. <https://doi.org/10.1002/jat.2550020308>
- Akamatsu, A., Lee, C., Morino, H., Miura, T., Ogata, N., & Shibata, T. (2012). Six-month low level chlorine dioxide gas inhalation toxicity study with two-week recovery period in rats. *Journal of Occupational Medicine and Toxicology (London, England)*, 7, 2. <https://doi.org/10.1186/1745-6673-7-2>
- Al-Bayaty, F., & Abdulla, M. A. (2012). A comparison of wound healing rate following treatment with aftamed and chlorine dioxide gels in streptozotocin-induced diabetic rats. *Evidence-Based Complementary and Alternative Medicine : ECAM*, 2012, 468764. <https://doi.org/10.1155/2012/468764>
- Al-Bayaty, F., & Abdulla, M. A. (2019). Corrigendum to “A Comparison of Wound Healing Rate Following Treatment with Aftamed and Chlorine Dioxide Gels in Streptozotocin-Induced Diabetic Rats.” *Evidence-Based Complementary and Alternative Medicine : ECAM*, 2019, 4265081. <https://doi.org/10.1155/2019/4265081>
- Al-bayaty, F., Taiyeb-ali, T., Abdulla, M. A., & Hashim, F. (2010). Antibacterial effect of chlorine dioxide and hyaluronate on dental biofilm. *African Journal of Microbiology Research*, 4(14), 1525–1531. <https://academicjournals.org/journal/AJMR/article-abstract/9346D4413897>
- Alliger, H. (1978). *Germ killing composition and method* (United States Patent No. US4084747A). <https://patents.google.com/patent/US4084747A/en>
- Alliger, H. (1981). *Germ killing composition and method* (Canada Patent No. CA1097216A). <https://patents.google.com/patent/CA1097216A/en>

- Alliger, H. (1982). *Germ-killing materials* (United States Patent No. US4330531A). <https://patents.google.com/patent/US4330531A/en>
- Alliger, H. (1983). *Germ-killing composition* (European Union Patent No. EP0081017A1). <https://patents.google.com/patent/EP0081017A1/en>
- Alliger, H. (1984). *Germ-killing composition and method* (United States Patent No. USRE31779E). <https://patents.google.com/patent/USRE31779E/en>
- Alliger, H. (1985). *Germicidal chlorine dioxide-forming compositions* (Patent No. AU545171B2). <https://patents.google.com/patent/AU545171B2/en>
- Alliger, H. (2000). *Use of xanthan gum for gelling ClO<sub>2</sub> and related species* (United States Patent No. US6039934A). <https://patents.google.com/patent/US6039934A/en>
- Alliger, H. (2014). *Overall view of ClO<sub>2</sub>*. Frontier Pharmaceutical, Inc. [https://cdn.shopify.com/s/files/1/0414/2833/files/An\\_Overall\\_View\\_Cl02.pdf?1961](https://cdn.shopify.com/s/files/1/0414/2833/files/An_Overall_View_Cl02.pdf?1961)
- Alliger, H. (2018). *Method and compositions for treating cancerous tumors* (United States Patent No. US10105389B1). <https://patents.google.com/patent/US10105389B1/en>
- Alliger, H. (2019a). *Method and compositions for treating cancerous tumors* (United States Patent No. US20190000875A1). <https://patents.google.com/patent/US20190000875A1/en>
- Alliger, H. (2019b). *Method and compositions for treating cancerous tumors* (United States Patent No. US10463690B2). <https://patents.google.com/patent/US10463690B2/en>
- Alliger, H. M. (2013). *A method of treating sinusitis, including chronic sinusitis* (European Union Patent No. EP2525802A4). <https://patents.google.com/patent/EP2525802A4/en>
- Alliger, H., & Roozdar, H. (1997). *Chlorine dioxide skin medicating compositions for preventing irritation* (United States Patent No. US5616347A). <https://patents.google.com/patent/US5616347A/en>
- Alvarez, M. E., & O'Brien, R. T. (1982). Mechanisms of inactivation of poliovirus by chlorine dioxide and iodine. *Applied and Environmental Microbiology*, 44(5), 1064–1071. <https://www.ncbi.nlm.nih.gov/pmc/articles/PMC242149/>
- Ames, R. G., & Stratton, J. W. (1987). Effect of chlorine dioxide water disinfection on hematologic and serum parameters of renal dialysis patients. *Archives of Environmental Health: An International Journal*, 42(5), 280–285. <https://doi.org/10.1080/00039896.1987.9935821>
- Aparicio-Alonso, M., Domínguez-Sánchez, C. A., & Banuet-Martínez, M. (2021). COVID19 long term effects in patients treated with chlorine dioxide. *International Journal of Multidisciplinary Research and Analysis*, 04(08). <https://doi.org/10.47191/ijmra/v4-i8-14>
- Backer, H. D. (2017). Water Disinfection. In *The travel and tropical medicine* (5th ed., pp. 91–111). Elsevier health sciences. <https://doi.org/10.1016/B978-0-323-37506-1.00007-6>
- Banach, J. L., van Overbeek, L. S., Nierop Groot, M. N., van der Zouwen, P. S., & van der Fels-Klerx, H. J. (2018). Efficacy of chlorine dioxide on Escherichia coli inactivation during pilot-scale fresh-cut lettuce processing. *International Journal of Food Microbiology*, 269, 128–136. <https://doi.org/10.1016/j.ijfoodmicro.2018.01.013>

- Bari, M. L., & Kawamoto, S. (2014). Process Hygiene. Types of Sterilant. In C. A. Batt & M. L. Tortorello (Eds.), *Encyclopedia of Food Microbiology (Second Edition)* (pp. 216–225). Academic Press. <https://doi.org/10.1016/B978-0-12-384730-0.00273-1>
- Bathina, G., Yadla, M., Burri, S., Enganti, R., Prasad Ch, R., Deshpande, P., Ch, R., Prayaga, A., & Uppin, M. (2013). An unusual case of reversible acute kidney injury due to chlorine dioxide poisoning. *Renal Failure*, 35(8), 1176–1178. <https://doi.org/10.3109/0886022X.2013.819711>
- Batt, C. A., & Tortorello, M. L. (Eds.). (2014). *Encyclopedia of food microbiology* (Second edition, Vols. 1–3). Academic Press. <https://www.sciencedirect.com/referencework/9780123847331/encyclopedia-of-food-microbiology>
- Ben, W., Shi, Y., Li, W., Zhang, Y., & Qiang, Z. (2017). Oxidation of sulfonamide antibiotics by chlorine dioxide in water: Kinetics and reaction pathways. *Chemical Engineering Journal*, 327, 743–750. <https://doi.org/10.1016/j.cej.2017.06.157>
- Benarde, M. A., Israel, B. M., Olivieri, V. P., & Granstrom, M. L. (1965). Efficiency of Chlorine Dioxide as a Bactericide. *Applied Microbiology*. <https://doi.org/10.1128/am.13.5.776-780.1965>
- Bercz, J. P., Jones, L., Garner, L., Murray, D., Ludwig, D. A., & Boston, J. (1982). Subchronic toxicity of chlorine dioxide and related compounds in drinking water in the nonhuman primate. *Environmental Health Perspectives*, 46, 47–55. <https://doi.org/10.1289/ehp.824647>
- Bercz, J. P., Jones, L. L., Harrington, R. M., Bawa, R., & Condie, L. (1986). Mechanistic aspects of ingested chlorine dioxide on thyroid function: Impact of oxidants on iodide metabolism. *Environmental Health Perspectives*, 69, 249–254. <https://doi.org/10.1289/ehp.8669249>
- Berman, D., & Hoff, J. C. (1984). Inactivation of simian rotavirus SA11 by chlorine, chlorine dioxide, and monochloramine. *Applied and Environmental Microbiology*. <https://doi.org/10.1128/aem.48.2.317-323.1984>
- Berrang, M. E., Meinersmann, R. J., Cox, N. A., & Fedorka-Cray, P. J. (2011). Application of chlorine dioxide to lessen bacterial contamination during broiler defeathering1  
1Mention of trade names or commercial products in this publication is solely for the purpose of providing specific information and does not imply recommendation or endorsement by the USDA. *Journal of Applied Poultry Research*, 20(1), 33–39. <https://doi.org/10.3382/japr.2010-00178>
- Bhilwadikar, T., Pounraj, S., Manivannan, S., Rastogi, N. K., & Negi, P. S. (2019). Decontamination of Microorganisms and Pesticides from Fresh Fruits and Vegetables: A Comprehensive Review from Common Household Processes to Modern Techniques. *Comprehensive Reviews in Food Science and Food Safety*, 18(4), 1003–1038. <https://doi.org/10.1111/1541-4337.12453>
- Bianchine, J. R., Lubbers, J. R., Chauhan, S., & Miller, J. (1981). *Study of chlorine dioxide and its metabolites in man*. Environmental Protection Agency (EPA). <https://nepis.epa.gov/Exe/ZyPDF.cgi/20016SZ3.PDF?Dockey=20016SZ3.PDF>
- Boddie, R. L., Nickerson, S. C., & Adkinson, R. W. (1998). Germicidal activity of a chlorous acid-chlorine dioxide teat dip and a sodium chlorite teat dip during experimental challenge with *Staphylococcus aureus* and *Streptococcus agalactiae*. *Journal of*

- Dairy Science*, 81(8), 2293–2298. [https://doi.org/10.3168/jds.S0022-0302\(98\)75809-6](https://doi.org/10.3168/jds.S0022-0302(98)75809-6)
- Bull, R. J. (1982). Health effects of drinking water disinfectants and disinfectant by-products. *Environmental Science & Technology*, 16(10), 554A-559A. <https://doi.org/10.1021/es00104a719>
- Callahan, K. L., Beck, N. K., Duffield, E. A., Shin, G., & Meschke, J. S. (2010). Inactivation of Methicillin-resistant *Staphylococcus aureus* (MRSA) and Vancomycin-resistant *Enterococcus faecium* (VRE) on various environmental surfaces by mist application of a stabilized chlorine dioxide and quaternary ammonium compound-based disinfectant. *Journal of Occupational and Environmental Hygiene*, 7(9), 529–534. <https://doi.org/10.1080/15459624.2010.487806>
- Callaix. (2021). *Alkylating agents* [Portal]. Callaix. <https://callaix.com/types/alkylating>
- Carmen, R. A., & Chong, C.-Y. (1990). *Viricidal blood bag system* (European Union Patent No. EP0382018A2). <https://patents.google.com/patent/EP0382018A2/en>
- Carmen, R. A., & Chong, C.-Y. (1992). *Viricidal blood bag system* (European Union Patent No. EP0382018B1). <https://patents.google.com/patent/EP0382018B1/en>
- Carmen, R., & Chong, C.-Y. (1993). *Method for inactivating viruses in blood using chlorine dioxide* (United States Patent No. US5240829A). <https://patents.google.com/patent/US5240829A/en>
- Centers for Disease Control and Prevention (CDC). (2016, September 18). *Other sterilization methods* [Portal]. Infection Control. <https://www.cdc.gov/infectioncontrol/guidelines/disinfection/sterilization/other-methods.html>
- Chai, N., Mei, Z., Zhang, W., Du, C., Wang, X., Li, L., Ma, Y., Zou, J., Tang, X., Wang, N., Feng, J., & Linghu, E. (2020). Endoscopy works during the pandemic of coronavirus COVID-19: Recommendations by the Chinese Society of Digestive Endoscopy. *United European Gastroenterology Journal*, 8(7), 798–803. <https://doi.org/10.1177/2050640620930632>
- Chandran, D., Lomas, J., Anderson, J., Green, M., McKenzie, J.-L., & Grigg, R. (2018). A state-wide survey of disinfection techniques for nasendoscopies in Queensland ENT out-patient departments. *Australian Journal of Otolaryngology*, 1(0), Article 0. <https://doi.org/10.21037/ajo.2018.10.02>
- Chang, Y. B., Lee, F. Y., Goh, M. M., Lam, D. K.-H., & Tan, A. B.-H. (2018). Assessment of occupational exposure to airborne chlorine dioxide of healthcare workers using impregnated wipes during high-level disinfection of non-lumened flexible nasendoscopes. *Journal of Occupational and Environmental Hygiene*, 15(12), 818–823. <https://doi.org/10.1080/15459624.2018.1523617>
- Chapnick, A., & Wilkins, Rj. (2014). Surgical wound management in dogs using an improved stable chlorine dioxide antiseptic solution. *Journal of Veterinary Science & Animal Husbandry*, 1(4). <https://doi.org/10.15744/2348-9790.1.403>
- Chauret, C. P., Radziminski, C. Z., Lepuil, M., Creason, R., & Andrews, R. C. (2001). Chlorine dioxide inactivation of *Cryptosporidium parvum* oocysts and bacterial spore indicators. *Applied and Environmental Microbiology*. <https://doi.org/10.1128/AEM.67.7.2993-3001.2001>

- Chen, Q., Wang, Y., Chen, F., Zhang, Y., & Liao, X. (2014). Chlorine dioxide treatment for the removal of pesticide residues on fresh lettuce and in aqueous solution. *Food Control*, 40, 106–112. <https://doi.org/10.1016/j.foodcont.2013.11.035>
- Chen, Y. S., & Vaughn, J. M. (1990). Inactivation of human and simian rotaviruses by chlorine dioxide. *Applied and Environmental Microbiology*. <https://doi.org/10.1128/aem.56.5.1363-1366.1990>
- Ci, Y., Wang, L., Guo, Y., Sun, R., Wang, X., & Li, J. (2015). Study on encapsulation of chlorine dioxide in gelatin microsphere for reducing release rate. *International Journal of Clinical and Experimental Medicine*, 8(8), 12404–12410. <https://www.ncbi.nlm.nih.gov/pmc/articles/PMC4612836/>
- ClorDiSys. (2014a). *Cannabis* [Portal]. ClorDiSys. <https://www.clordisys.com/cannabisapp.php>
- ClorDiSys. (2014b). *Chlorine dioxide gas safety* [Portal]. ClorDiSys. <https://www.clordisys.com/safety.php>
- ClorDiSys. (2014c). *Food Safety* [Portal]. ClorDiSys. <https://www.clordisys.com/foodsafetyapp.php>
- ClorDiSys. (2014d). *Healthcare* [Portal]. ClorDiSys. <https://www.clordisys.com/healthcareapp.php>
- ClorDiSys. (2014e). *Life Sciences* [Portal]. ClorDiSys. <https://www.clordisys.com/lifesciencesapp.php>
- ClorDiSys. (2014f). *Pharmaceutical* [Portal]. ClorDiSys. <https://www.clordisys.com/pharmaceuticalapp.php>
- ClorDiSys. (2014g). *Biological efficacy of chlorine dioxide*. ClorDiSys. <https://www.clordisys.com/pdfs/misc/BiologicalEfficacyList.pdf>
- Coates, D. (2001). An evaluation of the use of chlorine dioxide (Tristel One-Shot) in an automated washer/disinfector (Medivator) fitted with a chlorine dioxide generator for decontamination of flexible endoscopes. *Journal of Hospital Infection*, 48(1), 55–65. <https://doi.org/10.1053/jhin.2001.0956>
- Conlon-Bingham, G., Aldeyab, M., Kearney, M. P., Scott, M. G., Baldwin, N., & McElnay, J. C. (2016). Reduction in the incidence of hospital-acquired MRSA following the introduction of a chlorine dioxide 275 ppm based disinfecting agent in a district general hospital. *European Journal of Hospital Pharmacy*, 23(1), 28–32. <https://doi.org/10.1136/ejhpharm-2014-000608>
- Contaminated Site Clean-Up Information (CLU-IN). (2021, September 9). *Mercury treatment technologies* [Portal]. CLU-IN Contaminants. [https://clu-in.org/contaminant-focus/default.focus/sec/Mercury/cat/Treatment\\_Technologies/](https://clu-in.org/contaminant-focus/default.focus/sec/Mercury/cat/Treatment_Technologies/)
- Couri, D., & Abdel-Rahman, M. S. (1979). Effect of chlorine dioxide and metabolites on glutathione dependent system in rat, mouse and chicken blood. *Journal of Environmental Pathology and Toxicology*, 3(1–2), 451–460. <https://pubmed.ncbi.nlm.nih.gov/547025/>
- Curious Human Productions. (2021a). *Bitchute Channel* [Bitchute Channel]. <https://www.bitchute.com/channel/vrPbyKTAWm0N/>
- Curious Human Productions. (2021b). *Brighteon Channel* [Brighteon Channel]. <https://www.brighteon.com/channels/curiousoutlier>

- Curious Human Productions. (2021c). *Rumble Channel* [Rumble Channel]. <https://rumble.com/c/c-537305>
- Curious Human Productions. (2021d). *Telegram Channel* [Telegram Channel]. <https://t.me/theuniversalantidote>
- Curious Human Productions. (2021e). *YouTube Channel* [YouTube Channel]. [https://www.youtube.com/channel/UCvHthwYiK5greISPBs\\_cM7Q](https://www.youtube.com/channel/UCvHthwYiK5greISPBs_cM7Q)
- Curious Human Productions. (2021f, March 4). *Interview with Dave the Missionary*. <https://www.bitchute.com/video/0sYnOvPbvJT6/>
- Curious Human Productions. (2021g, April 14). *CD Propaganda*. YouTube. <https://www.youtube.com/playlist?list=PLSyXKaVAWdrxjmmzEWiVgYoLHDtgOi3vK>
- Czarneski, M. A. (2009). Microbial Decontamination of a 65-Room New Pharmaceutical Research Facility. *Applied Biosafety*, 14(2), 81–88. <https://doi.org/10.1177/153567600901400206>
- Czarra, J. A., Adams, J. K., Carter, C. L., Hill, W. A., & Coan, P. N. (2014). Exposure to chlorine dioxide gas for 4 hours renders *Syphacia ova* nonviable. *Journal of the American Association for Laboratory Animal Science*, 53(4), 364–367. <https://www.ingentaconnect.com/content/aalas/jaalas/2014/00000053/00000004/art00004#>
- Davidson, E. A., & Kross, R. D. (1991). *Disinfection method and composition therefor* (United States Patent No. US4986990A). <https://patents.google.com/patent/US4986990A/en>
- Davidson, E. A., & Kross, R. D. (1993). *Disinfection method and composition therefor* (United States Patent No. US5185161A). <https://patents.google.com/patent/US5185161A/en>
- DioxiCare. (2019, January 7). *Howard Alliger receives a patent for Cancerous Tumors* [Facebook]. DioxiCare. [https://www.facebook.com/permalink.php?story\\_fbid=10156003782787503&id=180035622502](https://www.facebook.com/permalink.php?story_fbid=10156003782787503&id=180035622502)
- Dobson, S., & Cary, R. (Eds.). (2002). *Chlorine dioxide: Gas*. World Health Organization.
- Doona, C. J., Feeherry, F. E., Setlow, P., Malkin, A. J., & Leighton, T. J. (2014). The Portable Chemical Sterilizer (PCS), D-FENS, and D-FEND ALL: Novel Chlorine Dioxide Decontamination Technologies for the Military. *JoVE (Journal of Visualized Experiments)*, 88, e4354. <https://doi.org/10.3791/4354>
- Downs, R. D., Banas, J. A., & Zhu, M. (2015, January). An in vitro study comparing a two-part activated chlorine dioxide oral rinse to chlorhexidine. *Perio Implant Advisory*. <https://www.perioimplantadvisory.com/clinical-tips/hygiene-techniques/article/16411500/an-in-vitro-study-comparing-a-twopart-activated-chlorine-dioxide-oral-rinse-to-chlorhexidine>
- Drake, D., & Villhauer, A. L. (2011). An in vitro comparative study determining bactericidal activity of stabilized chlorine dioxide and other oral rinses. *The Journal of Clinical Dentistry*, 22(1), 1–5. <https://pubmed.ncbi.nlm.nih.gov/21290979/>
- Ecolab. (2004, July 30). *Ecolab Closes on Purchase of Alcide* [Portal]. News. <https://investor.ecolab.com/news/news-details/2004/Ecolab-Closes-on-Purchase-of-Alcide/default.aspx>
- Emerson Electric Co. (2021). *PH measurement in chlorine dioxide bleaching in paper mills*. Emerson Electric Co. <https://www.emerson.com/documents/automation/appli->

- cation-data-measurements-of-chlorine-dioxide-bleaching-used-in-pulp-mills-en-68366.pdf
- Encyclopedia.com. (2019). *Misonix, Inc.* [Portal]. International Directory of Company Histories. <https://www.encyclopedia.com/books/politics-and-business-magazines/misonix-inc>
- Environmental Protection Agency (EPA). (2006). *Reregistration Eligibility Decision (RED) for chlorine dioxide and sodium chlorite (Case 4023)*. Environmental Protection Agency (EPA). [https://www3.epa.gov/pesticides/chem\\_search/reg\\_actions/reregistration/red\\_PC-020503\\_3-Aug-06.pdf](https://www3.epa.gov/pesticides/chem_search/reg_actions/reregistration/red_PC-020503_3-Aug-06.pdf)
- Environmental Protection Agency (EPA). (2013). *Laboratory evaluation of the efficacy of chlorine dioxide fumigation for remediation of building materials contaminated with molds, mycotoxins or allergens*. Environmental Protection Agency (EPA). [https://cfpub.epa.gov/si/si\\_public\\_file\\_download.cfm?p\\_download\\_id=516320](https://cfpub.epa.gov/si/si_public_file_download.cfm?p_download_id=516320)
- Erzen Associates, Inc. (2009). *Overview of Chlorine Dioxide (ClO<sub>2</sub>)*. Erzen Associates, Inc. [http://www.erzenassociates.com/PDF/sniper/An%20Overall%20View%20\(ClO<sub>2</sub>\)%20Chlorine%20Dioxide.pdf](http://www.erzenassociates.com/PDF/sniper/An%20Overall%20View%20(ClO2)%20Chlorine%20Dioxide.pdf)
- Eunike, M. C., Fauziah, E., & Suharsini, M. (2017). Antibacterial effects of 0.1% chlorine dioxide on *Actinomyces* sp. As an agent of black stain. *International Journal of Applied Pharmaceutics*, 79–82. <https://doi.org/10.22159/ijap.2017.v9s2.19>
- Farr, R. W., & Walton, C. (1993). Inactivation of human immunodeficiency virus by a medical waste disposal process using chlorine dioxide. *Infection Control and Hospital Epidemiology*, 14(9), 527–529. <https://doi.org/10.1086/646798>
- Food and Drug Administration (FDA). (2017). *Environmental Assessment for Food Contact Notification FCN 1804*. FDA. <https://www.fda.gov/media/110849/download>
- Food and Drug Administration (FDA). (2021). Sec. 173.300 Chlorine dioxide. In *CFR - Code of Federal Regulations* (Vol. 3). FDA. <https://www.accessdata.fda.gov/scripts/cdrh/cfdocs/cfcr/cfrsearch.cfm?fr=173.300>
- Foschino, R., Nervegna, I., Motta, A., & Galli, A. (1998). Bactericidal activity of chlorine dioxide against *Escherichia coli* in water and on hard surfaces. *Journal of Food Protection*, 61(6), 668–672. <https://doi.org/10.4315/0362-028X-61.6.668>
- Frascella, J., Gilbert, R. D., Fernandez, P., & Hendler, J. (2000). Efficacy of a chlorine dioxide-containing mouthrinse in oral malodor. *Compendium of Continuing Education in Dentistry (Jamesburg, N.J.: 1995)*, 21(3), 241–244, 246, 248 passim; quiz 256. <https://pubmed.ncbi.nlm.nih.gov/11199703/>
- Frascella, J., Gilbert, R., & Fernandez, P. (1998). Odor reduction potential of a chlorine dioxide mouthrinse. *The Journal of Clinical Dentistry*, 9(2), 39–42. <https://pubmed.ncbi.nlm.nih.gov/10518851/>
- Frontier Pharmaceutical, Inc. (2019a). *Active chlorine dioxide oral care products* [Portal]. Oral Care. <https://frontierpharm.com/collections/oral-care>
- Frontier Pharmaceutical, Inc. (2019b). *History* [Portal]. About Us. <https://frontierpharm.com/pages/history>
- Fukuda, T., Abe, K., & Shibata, T. (2013). *Broad-spectrum antiviral composition with excellent preservation stability* (United States Patent No. US8545898B2). <https://patents.google.com/patent/US8545898B2/en>

- Full, A. P., Gomez, M., Castellana, F. S., & Speronello, B. K. (2010). *Treatment of Non-Oral Biological Tissue with Chlorine Dioxide* (United States Patent No. US20100196512A1). <https://patents.google.com/patent/US20100196512A1/en>
- Gan, Y. J., Mathews, A., Chuqin, P., Khoo, I., & Loke, D. (2017). Flexible nasoendoscopy decontamination: A comparison between Rapicide and Tristel wipes, a prospective cohort study. *International Journal of Otorhinolaryngology and Head and Neck Surgery*, 4(1), 18–23. <https://doi.org/10.18203/issn.2454-5929.ijohns20175607>
- Gandhi, A., & Gandhi, M. (2020, May 24). *Clinical use of Chlorine dioxide in the prevention of coronavirus spread through dental aerosols* [Portal]. Dental Tribune India. <https://in.dental-tribune.com/news/clinical-use-of-chlorine-dioxide-in-the-prevention-of-coronavirus-spread-through-dental-aerosols/>
- Gebhardtova, A., Vavrínek, P., Vavřincová-Yaghi, D., Seelen, M., Dobisová, A., Flásková, Z., Ciková, A., Henning, R. H., & Yaghi, A. (2014). A Case of Severe Chlorite Poisoning Successfully Treated With Early Administration of Methylene Blue, Renal Replacement Therapy, and Red Blood Cell Transfusion: Case Report. *Medicine*, 93(9), e60. <https://doi.org/10.1097/MD.000000000000060>
- Gérard, C., Franssen, F., La Carbona, S., Monteiro, S., Cozma-Petruț, A., Utaaker, K. S., Režek Jambrak, A., Rowan, N., Rodríguez-Lazaro, D., Nasser, A., Tysnes, K., & Robertson, L. J. (2019). Inactivation of parasite transmission stages: Efficacy of treatments on foods of non-animal origin. *Trends in Food Science & Technology*, 91, 12–23. <https://doi.org/10.1016/j.tifs.2019.06.015>
- Gerges, S. E., Abdel-Rahman, M. S., Skowronski, G. A., & Hagen, S. V. (1985). Effects of Alcide® gel on fetal development in rats and mice. II. *Journal of Applied Toxicology*, 5(2), 104–109. <https://doi.org/10.1002/jat.2550050212>
- Google. (2021). *Alcide corporation, clo2* [Web search engine]. Google Patents. <https://patents.google.com/?q=clo2&assignee=alcide+corporation%2c&num=100&oq=alcide+corporation%2c+clo2>
- Haggerty, J. J. (1983, May). Multipurpose Compound. *Spinoff*, 86–87. [https://spinoff.nasa.gov/back\\_issues\\_archives/1983.pdf](https://spinoff.nasa.gov/back_issues_archives/1983.pdf)
- Haggerty, J. J. (1988, August). A Universal Antidote. *Spinoff*, 118–121. [https://spinoff.nasa.gov/back\\_issues\\_archives/1988.pdf](https://spinoff.nasa.gov/back_issues_archives/1988.pdf)
- Hall, T., & Camm, R. (2007). *Removal of glyphosate by water treatment. Final report*. Water Research Centre. <http://www.egeis.org/cd-info/WRC-report-UC7374-July-2007-Removal-of-glyphosate-and-AMPA-by-water-treatment.pdf>
- Han, Y., Sherman, D. M., Linton, R. H., Nielsen, S. S., & Nelson, P. E. (2000). The effects of washing and chlorine dioxide gas on survival and attachment of Escherichia coli O157: H7 to green pepper surfaces. *Food Microbiology*, 17(5), 521–533. <https://doi.org/10.1006/fmic.2000.0343>
- Harakeh, S. (1987). The behavior of viruses on disinfection by chlorine dioxide and other disinfectants in effluent. *FEMS Microbiology Letters*, 44(3), 335–341. <https://doi.org/10.1111/j.1574-6968.1987.tb02311.x>
- Harrington, R. M., Shertzer, H. G., & Bercz, J. P. (1986). Effects of chlorine dioxide on thyroid function in the African green monkey and the rat. *Journal of Toxicology and*

*Environmental Health*, 19(2), 235–242. <https://doi.org/10.1080/15287398609530923>

- Haskins, J. (2018, September 29). *What Is sodium chloride and how Is It used?* [Portal]. Healthline. <https://www.healthline.com/health/sodium-chloride>
- Heffernan, W. P., Guion, C., & Bull, R. J. (1979). Oxidative damage to the erythrocyte induced by sodium chlorite, in vivo. *Journal of Environmental Pathology and Toxicology*, 2(6), 1487–1499.
- Herczegh, A., Gyurkovics, M., Agababyan, H., Ghidán, Á., & Lohinai, Z. (2013). Comparing the efficacy of hyper-pure chlorine-dioxide with other oral antiseptics on oral pathogen microorganisms and biofilm in vitro. *Acta Microbiologica et Immunologica Hungarica*, 60(3), 359–373. <https://doi.org/10.1556/amicr.60.2013.3.10>
- Hernández, A., Carrasco, M., & Ausina, V. (2008). Mycobactericidal activity of chlorine dioxide wipes in a modified prEN 14563 test. *Journal of Hospital Infection*, 69(4), 384–388. <https://doi.org/10.1016/j.jhin.2008.04.029>
- Hesselink, T. L. (2007). *On the mechanisms of chlorine oxides against Malarial parasites. An overview.* <http://www.bioredox.mysite.com/CLOXhtml/CLOXprnt+refs.htm>
- Hey, G. (2013). *Application of chemical oxidation processes for the removal of pharmaceuticals in biologically treated wastewater* [Doctoral, Lund University]. <https://portal.research.lu.se/en/publications/application-of-chemical-oxidation-processes-for-the-removal-of-ph>
- Hey, G., Grabic, R., Ledin, A., la Cour Jansen, J., & Andersen, H. R. (2012). Oxidation of pharmaceuticals by chlorine dioxide in biologically treated wastewater. *Chemical Engineering Journal*, 185–186, 236–242. <https://doi.org/10.1016/j.cej.2012.01.093>
- Hinenoya, A., Awasthi, S. P., Yasuda, N., Shima, A., Morino, H., Koizumi, T., Fukuda, T., Miura, T., Shibata, T., & Yamasaki, S. (2015). Chlorine dioxide is a better disinfectant than sodium hypochlorite against multi-drug resistant *Staphylococcus aureus*, *Pseudomonas aeruginosa*, and *Acinetobacter baumannii*. *Japanese Journal of Infectious Diseases*, 68(4), 276–279. <https://doi.org/10.7883/yoken.JJID.2014.294>
- Hitchcock, B., Moynan, S., Frampton, C., Reuther, R., Gilling, P., & Rowe, F. (2016). A randomised, single-blind comparison of high-level disinfectants for flexible nasendoscopes. *The Journal of Laryngology & Otology*, 130(11), 983–989. <https://doi.org/10.1017/S0022215116008860>
- Hsu, C.-J. (1988). *The removal of phenols from oily wastewater by chlorine dioxide* [Master, Virginia Tech]. <http://hdl.handle.net/10919/45159>
- Hsu, C.-S., & Huang, D.-J. (2013). Disinfection efficiency of chlorine dioxide gas in student cafeterias in Taiwan. *Journal of the Air & Waste Management Association*, 63(7), 796–805. <https://doi.org/10.1080/10962247.2012.735212>
- Hsu, C.-S., Huang, D.-J., & Lu, M.-C. (2010). Improvement of the air quality in student health centers with chlorine dioxide. *International Journal of Environmental Health Research*, 20(2), 115–127. <https://doi.org/10.1080/09603120903440673>
- Huber, M. M., Korhonen, S., Ternes, T. A., & von Gunten, U. (2005). Oxidation of pharmaceuticals during water treatment with chlorine dioxide. *Water Research*, 39(15), 3607–3617. <https://doi.org/10.1016/j.watres.2005.05.040>

- Humble, J. V. (Ed.). (1984). *Popular Mining*. *Popular Mining*. <https://www.actionmining.com/product/popular-mining-encyclopedia-of-articles/>
- Humble, J. V. (1985). *CLS Manual, Non-Cyanide Leaching*. Action Mining Services, Inc. [https://www.worldcat.org/title/cls-manual-non-cyanide-leaching/oclc/41750885&referer=brief\\_results](https://www.worldcat.org/title/cls-manual-non-cyanide-leaching/oclc/41750885&referer=brief_results)
- Humble, J. V. (1987). *Modern Mercury Amalgamation Manual*. Action Mining Services, Inc. <https://www.actionmining.com/product/modern-mercury-amalgamation-manual/>
- Humble, J. V. (1989). *Fire Assay Home Study Course*. Action Mining Services, Inc. [https://www.worldcat.org/title/fire-assay-home-study-course/oclc/31629836&referer=brief\\_results](https://www.worldcat.org/title/fire-assay-home-study-course/oclc/31629836&referer=brief_results)
- Humble, J. V. (1994). *The truth in modern gold mining (Gold mining opportunities for the investor)*. Environmental & Mining Concerns Trust. [https://www.worldcat.org/title/truth-in-modern-gold-mining-gold-mining-opportunities-for-the-investor/oclc/42839563&referer=brief\\_results](https://www.worldcat.org/title/truth-in-modern-gold-mining-gold-mining-opportunities-for-the-investor/oclc/42839563&referer=brief_results)
- Humble, J. V. (2009). *The Miracle Mineral Supplement of the 21st century Parts 1 and 2* (4th ed.). Jim Humble. [https://www.worldcat.org/title/miracle-mineral-supplement-of-the-21st-century-parts-1-and-2/oclc/603768026&referer=brief\\_results](https://www.worldcat.org/title/miracle-mineral-supplement-of-the-21st-century-parts-1-and-2/oclc/603768026&referer=brief_results)
- Humble, J. V., & Lloyd, C. (2016). *MMS Health Recovery Guidebook* (1st ed.). <https://jimhumble.co/bookstore/mms-health-recovery-guidebook>
- Humble, J., Water Reference Center, & Koehof, L. (2012, December 12). *LEAKED: Proof the Red Cross Cured 154 Malaria Cases with MMS*. <https://odysee.com/@mmstestimonials:e/LEAKED-ProofTheRedCrossCured154MalariaCasesWithMMS#0>
- Hwang, E., Cash, J. N., & Zabik, M. J. (2002). Chlorine and Chlorine Dioxide Treatment to Reduce or Remove EBDCs and ETU Residues in a Solution. *Journal of Agricultural and Food Chemistry*, 50(16), 4734–4742. <https://doi.org/10.1021/jf020307c>
- Javed, F., Sood, S., & Banfield, G. (2014). Decontamination methods for flexible nasal endoscopes. *British Journal of Nursing*, 23(15), 850–852. <https://doi.org/10.12968/bjon.2014.23.15.850>
- Jia, X.-H., Feng, L., Liu, Y.-Z., & Zhang, L.-Q. (2017). Oxidation of antipyrine by chlorine dioxide: Reaction kinetics and degradation pathway. *Chemical Engineering Journal*, 309, 646–654. <https://doi.org/10.1016/j.cej.2016.10.062>
- Jin, M., Shan, J., Chen, Z., Guo, X., Shen, Z., Qiu, Z., Xue, B., Wang, Y., Zhu, D., Wang, X., & Li, J. (2013). Chlorine dioxide inactivation of Enterovirus 71 in water and its impact on genomic targets. *Environmental Science & Technology*, 47(9), 4590–4597. <https://doi.org/10.1021/es305282g>
- Jönsson, J., Camm, R., & Hall, T. (2013). Removal and degradation of glyphosate in water treatment: A review. *Journal of Water Supply: Research and Technology-Aqua*, 62(7), 395–408. <https://doi.org/10.2166/aqua.2013.080>
- Justia. (2021a). *Patents Assigned to Alcide Corporation page 1* [Portal]. Justia Patents. <https://patents.justia.com/assignee/alcide-corporation>
- Justia. (2021b). *Patents Assigned to Alcide Corporation page 2* [Portal]. Justia Patents. <https://patents.justia.com/assignee/alcide-corporation?page=2>

- Kalcker, A. (2018). *Forbidden health. Incurable was yesterday* (1st ed.). Voedia. <https://voedia.com/es/ingles/26-forbidden-health-version-ingles.html>
- Kály-Kullai, K., Wittmann, M., Noszticzius, Z., & Rosivall, L. (2020). Can chlorine dioxide prevent the spreading of coronavirus or other viral infections? Medical hypotheses. *Physiology International*, 107(1), 1–11. <https://doi.org/10.1556/2060.2020.00015>
- Karnik-Henry, M. S. (2020). Acidified sodium chlorite solution: A potential prophylaxis to mitigate impact of multiple exposures to COVID-19 in frontline health-care providers. *Hospital Practice*, 48(4), 165–168. <https://doi.org/10.1080/21548331.2020.1778908>
- Karrow, N. A., Guo, T. L., McCay, J. A., Johnson, G. W., Brown, R. D., Musgrove, D. L., Germolec, D. R., Luebke, R. W., & White, K. L. (2001). Evaluation of the Immunomodulatory Effects of the Disinfection by-Product, Sodium Chlorite, in Female B6c3f1 Mice: A Drinking Water Study. *Drug and Chemical Toxicology*, 24(3), 239–258. <https://doi.org/10.1081/DCT-100103722>
- Kemp, G. K., & Kross, R. D. (1998). *Method for treating bovine hairy heel warts* (United States Patent No. US5772985A). <https://patents.google.com/patent/US5772985A/en>
- Kemp, G. K., & Kross, R. D. (2000). *Compositions and methods for prevention and treatment of diseases associated with honey bees* (United States Patent No. US6096350A). <https://patents.google.com/patent/US6096350A/en>
- Kenyon, A. J., Hamilton, S. G., & Douglas, D. M. (1986a). Controlled wound repair in guinea pigs, using antimicrobials that alter fibroplasia. *American Journal of Veterinary Research*, 47(1), 96–101. <https://pubmed.ncbi.nlm.nih.gov/3946914/>
- Kenyon, A. J., Hamilton, S. G., & Douglas, D. M. (1986b). Comparison of antipseudomonad activity of chlorine dioxide/chlorous acid-containing gel with commercially available antiseptics. *American Journal of Veterinary Research*, 47(5), 1101–1104. <https://pubmed.ncbi.nlm.nih.gov/3717733/>
- Kingsley, D. H., Pérez-Pérez, R. E., Niemira, B. A., & Fan, X. (2018). Evaluation of gaseous chlorine dioxide for the inactivation of Tulane virus on blueberries. *International Journal of Food Microbiology*, 273, 28–32. <https://doi.org/10.1016/j.ij-foodmicro.2018.01.024>
- Kodranov, I. D., Pergal, M. V., Avdin, V. V., & Manojlović, D. D. (2020). Examination of degradation and ecotoxicology of pethoxamid and metazachlor after chlorine dioxide treatment. *Environmental Monitoring and Assessment*, 192(7), 422. <https://doi.org/10.1007/s10661-020-08392-1>
- Koehof, L. (2012, December 12). *Red Cross clinical trial test with waterpurificator. Luuka disctrict*. <https://www.youtube.com/watch?v=WKIfzf3hDjM>, [https://t.me/mms\\_health\\_videos/206](https://t.me/mms_health_videos/206)
- Komara, I., Alfa Winata, E., Susanto, A., & Hendiani, I. (2020). Periodontal tray application of chlorine dioxide gel as an adjunct to scaling and root planing in the treatment of chronic periodontitis. *The Saudi Dental Journal*, 32(4), 194–199. <https://doi.org/10.1016/j.sdentj.2019.08.006>
- Korich, D. G., Mead, J. R., Madore, M. S., Sinclair, N. A., & Sterling, C. R. (1990). Effects of ozone, chlorine dioxide, chlorine, and monochloramine on *Cryptosporidium*

- parvum oocyst viability. *Applied and Environmental Microbiology*. <https://doi.org/10.1128/aem.56.5.1423-1428.1990>
- Kross, R. D. (1990). *Topical treatment of genital herpes lesions* (United States Patent No. US4956184A). <https://patents.google.com/patent/US4956184A/en>
- Kross, R. D. (1991). *Composition and procedure for disinfecting blood and blood components* (Patent No. US5019402A). <https://patents.google.com/patent/US5019402A>
- Kross, R. D. (1992). *Disinfecting oral hygiene compositions and process for using the same* (Patent No. US5100652A). <https://patents.google.com/patent/US5100652A>
- Kross, R. D. (1995a). *Process for removing bacteria from poultry and other meats* (United States Patent No. US5389390A). <https://patents.google.com/patent/US5389390A/en>
- Kross, R. D. (1995b). *Chlorine dioxide containing composition for prevention and treatment of bacterial infections* (Patent No. AU657615B2). <https://patents.google.com/patent/AU657615B2/en>
- Kross, R. D. (1995c). *Use of chlorine dioxide for controlling infectious diseases in aquaculture* (World Intellectual Property Organization Patent No. WO1995018534A1). <https://patents.google.com/patent/WO1995018534A1/en>
- Kross, R. D. (1996). *Adherent disinfecting compositions and methods relating thereto* (World Intellectual Property Organization Patent No. WO1996018300A2). <https://patents.google.com/patent/WO1996018300A2/en>
- Kross, R. D. (1997a). *Adherent disinfecting compositions and methods of use in skin disinfection* (United States Patent No. US5597561A). <https://patents.google.com/patent/US5597561A/en>
- Kross, R. D. (1997b). *Wound disinfection and repair* (United States Patent No. US5622725A). <https://patents.google.com/patent/US5622725A/en>
- Kross, R. D. (1997c). *Wound disinfection and repair* (Patent No. US5622725A). <https://patents.google.com/patent/US5622725A>
- Kross, R. D. (1997d). *Composition and methods for sterilizing dialyzers* (United States Patent No. US5628959A). <https://patents.google.com/patent/US5628959A/en>
- Kross, R. D. (1997e). *Adherent disinfecting compositions and methods relating thereto* (United States Patent No. US5651977A). <https://patents.google.com/patent/US5651977A/en>
- Kross, R. D. (1997f). *Method and composition for prevention and treatment of female lower genital tract microbial infections* (United States Patent No. US5667817A). <https://patents.google.com/patent/US5667817A/en>
- Kross, R. D. (1997g). *Method and composition for prevention and treatment of female lower genital tract microbial infections* (Patent No. US5667817A). <https://patents.google.com/patent/US5667817A>
- Kross, R. D. (1998). *Compositions and methods for skin disinfection employing mandelic acid* (World Intellectual Property Organization Patent No. WO1998044794A1). <https://patents.google.com/patent/WO1998044794A1/en>
- Kross, R. D. (2000a). *Wound disinfection and repair* (Canada Patent No. CA2184813C). <https://patents.google.com/patent/CA2184813C/en>

- Kross, R. D. (2000b). *Freeze-resistant topical germicides and methods related thereto* (United States Patent No. AU6023999A). <https://patents.google.com/patent/AU6023999A/en>
- Kross, R. D. (2000c). *Stabilized two-part disinfecting system and compositions and methods related thereto* (United States Patent No. US6123966A). <https://patents.google.com/patent/US6123966A/en>
- Kross, R. D. (2001). *Anti-inflammatory formulations for inflammatory diseases* (Patent No. USRE37263E1). <https://patents.google.com/patent/USRE37263E1>
- Kross, R. D., & Kemp, G. K. (2000a). *Method for optimizing the efficacy of chlorous acid disinfecting sprays for poultry and other meats* (United States Patent No. US6063425A). <https://patents.google.com/patent/US6063425A/en>
- Kross, R. D., & Kemp, G. K. (2000b). *Frozen chlorine dioxide-containing composition and methods related thereto* (World Intellectual Property Organization Patent No. WO2000048470A1). <https://patents.google.com/patent/WO2000048470A1/en>
- Kross, R. D., & Kemp, G. K. (2002). *Method for optimizing the efficacy of chlorous acid disinfecting sprays for poultry and other meats* (United States Patent No. MX-PA00003416A). <https://patents.google.com/patent/MXPA00003416A/en>
- Kross, R. D., Lofaro, R., & Zamojcin, C. A. (1992). *Disinfecting oral hygiene compositions and process for using the same* (United States Patent No. US5100652A). <https://patents.google.com/patent/US5100652A/en>
- Kross, R. D., & Scheer, D. I. (1991). *Composition and procedure for disinfecting blood and blood components* (United States Patent No. US5019402A). <https://patents.google.com/patent/US5019402A/en>
- Kross, R. D., & Siff, E. J. (2001). *Anti-inflammatory formulations for inflammatory diseases* (United States Patent No. USRE37263E1). <https://patents.google.com/patent/USRE37263E1/en>
- Kross, R. D., & Zamojcin, C. A. (1997). *Disinfecting compositions and methods therefor* (Canada Patent No. CA1339066C). <https://patents.google.com/patent/CA1339066C/en>
- Kross, R. D., & Zamojcin, C. A. (2001). *Two-part disinfecting system, disinfecting composition on the basis of this and method of preparing such disinfecting composition* (Patent No. DK173835B1). <https://patents.google.com/patent/DK173835B1/en>
- Krzyzyska, R., & Hutson, N. D. (2012). Effect of solution pH on SO<sub>2</sub>, NO<sub>x</sub>, and Hg removal from simulated coal combustion flue gas in an oxidant-enhanced wet scrubber. *Journal of the Air & Waste Management Association*, 62(2), 212–220. <https://doi.org/10.1080/10473289.2011.642951>
- Kuhne, F. W. (2000). *Use of a chemically-stabilized chlorite matrix for the parenteral treatment of HIV infections* (United States Patent No. US6086922A). <https://patents.google.com/patent/US6086922A/en>
- Lackett, J. J., Burkhardt, C. C., & Hitchcock, J. D. (1972). Oxodene: Longevity of honey bees. *Journal of Economic Entomology*, 65(1), 19–20. <https://doi.org/10.1093/jee/65.1.19>
- Lai, X., Wang, M., Qin, C., Tan, L., Ran, L., Chen, D., Zhang, H., Shang, K., Xia, C., Wang, S., Xu, S., & Wang, W. (2020). Coronavirus Disease 2019 (COVID-2019)

- infection among health care workers and implications for prevention measures in a tertiary hospital in Wuhan, China. *JAMA Network Open*, 3(5), e209666. <https://doi.org/10.1001/jamanetworkopen.2020.9666>
- Lee, S., Oh, S., Chung, H., Myung, D., Song, K., & Choe, N. (2017). Bactericidal effects of chlorine dioxide gas against *E. coli* and *S. Typhimurium* in vitro. *Journal of the Preventive Veterinary Medicine*, 41(4), 162–166. <https://doi.org/10.13041/jpvm.2017.41.4.162>
- Li, J. W., Xin, Z. T., Wang, X. W., Zheng, J. L., & Chao, F. H. (2004). Mechanisms of inactivation of hepatitis A virus in water by chlorine dioxide. *Water Research*, 38(6), 1514–1519. <https://doi.org/10.1016/j.watres.2003.12.021>
- Lim, G. B. (2017). Warfarin: From rat poison to clinical use. *Nature Reviews Cardiology*. <https://doi.org/10.1038/nrcardio.2017.172>
- Lim, M. Y., Kim, J.-M., & Ko, G. (2010). Disinfection kinetics of murine norovirus using chlorine and chlorine dioxide. *Water Research*, 44(10), 3243–3251. <https://doi.org/10.1016/j.watres.2010.03.003>
- Lin, J.-L., & Lim, P.-S. (1993). Acute Sodium Chlorite poisoning associated with renal failure. *Renal Failure*, 15(5), 645–648. <https://doi.org/10.3109/08860229309069417>
- Lin, K. S., Hsieh, M. J., Liou, M. J., Lee, S. L., & Lai, C.-K. (2007). Disinfection effect of chlorine dioxide on air quality control in Armed Forces General Hospital of Taiwan. *Nature and Science*, 5(4), 94–99. [https://www.sciencepub.net/nature/0504/13\\_0332\\_lin\\_disinfection\\_ns0504.pdf](https://www.sciencepub.net/nature/0504/13_0332_lin_disinfection_ns0504.pdf)
- Liu, X. (2019). *Injection containing chlorine dioxide and method for making same* (United States Patent No. US20190015445A1). <https://patents.google.com/patent/US20190015445A1/en>
- Livengood, C. D., & Mendelsohn, M. H. (1999). *A new method for oxidation of gaseous, elemental mercury*. (ANL/ES/CP-98436). Argonne National Lab., IL (US). <https://www.osti.gov/biblio/12435>
- Loh, J. M. R., & Shafi, H. (2014). Kikuchi-Fujimoto disease presenting after consumption of ‘Miracle Mineral Solution’ (sodium chlorite). *Case Reports*, 2014, bcr2014205832. <https://doi.org/10.1136/bcr-2014-205832>
- Lopez, A., Mascolo, G., Tiravanti, G., & Passino, R. (1997). Degradation of herbicides (ametryn and isoproturon) during water disinfection by means of two oxidants (hypochlorite and chlorine dioxide). *Water Science and Technology*, 35(4), 129–136. <https://doi.org/10.2166/wst.1997.0103>
- Lorcheim, K., & Lorcheim, P. (2013). Mold remediation of a research facility in a hospital. *Applied Biosafety*, 18(4), 191–196. <https://doi.org/10.1177/153567601301800406>
- Lowe, J. J., Gibbs, S. G., Iwen, P. C., Smith, P. W., & Hewlett, A. L. (2013). Impact of chlorine dioxide gas sterilization on nosocomial organism viability in a hospital room. *International Journal of Environmental Research and Public Health*, 10(6), 2596–2605. <https://doi.org/10.3390/ijerph10062596>
- Lowe, J. J., Hewlett, A. L., Iwen, P. C., Smith, P. W., & Gibbs, S. G. (2015). Surrogate testing suggests that chlorine dioxide gas exposure would not inactivate Ebola virus contained in environmental blood contamination. *Journal of Occupational and En-*

*Environmental Hygiene*, 12(9), D211–D215. <https://doi.org/10.1080/15459624.2015.1043058>

- Lubbers, J. R., & Bianchine, J. R. (1984). Effects of the acute rising dose administration of chlorine dioxide, chlorate and chlorite to normal healthy adult male volunteers. *Journal of Environmental Pathology, Toxicology and Oncology: Official Organ of the International Society for Environmental Toxicology and Cancer*, 5(4–5), 215–228. <https://pubmed.ncbi.nlm.nih.gov/6520727/>
- Lubbers, J. R., Chauan, S., & Bianchine, J. R. (1982). Controlled clinical evaluations of chlorine dioxide, chlorite and chlorate in man. *Environmental Health Perspectives*, 46, 57–62. <https://doi.org/10.1289/ehp.824657>
- Ma, J.-W., Huang, B.-S., Hsu, C.-W., Peng, C.-W., Cheng, M.-L., Kao, J.-Y., Way, T.-D., Yin, H.-C., & Wang, S.-S. (2017). Efficacy and safety evaluation of a chlorine dioxide solution. *International Journal of Environmental Research and Public Health*, 14(3), 329. <https://doi.org/10.3390/ijerph14030329>
- Ma, S. T. C., Yeung, A. C., Chan, P. K. S., & Graham, C. A. (2013). Transvaginal ultrasound probe contamination by the human papillomavirus in the emergency department. *Emergency Medicine Journal*, 30(6), 472–475. <https://doi.org/10.1136/emmermed-2012-201407>
- Martínez-De Jesús, F. R., Ramos-De la Medina, A., Remes-Troche, J. M., Armstrong, D. G., Wu, S. C., Lázaro Martínez, J. L., & Beneit-Montesinos, J. V. (2007). Efficacy and safety of neutral pH superoxidised solution in severe diabetic foot infections. *International Wound Journal*, 4(4), 353–362. <https://doi.org/10.1111/j.1742-481X.2007.00363.x>
- Matsuoka, H., & Ogata, N. (2013). Inhibition of malaria infection and repellent effect against mosquitoes by chlorine dioxide. *Medical Entomology and Zoology*, 64(4), 203–207. <https://doi.org/10.7601/mez.64.203>
- McGrath, M. S. (2011). *Chlorite in the treatment of neurodegenerative disease* (United States Patent No. US8029826B2). <https://patents.google.com/patent/US8029826/en>
- Mexeo. (2020). *Activity of chlorine dioxide against viral infections in the air and on surfaces, in the light of scientific research*. Mexeo. <https://www.gov.pl/attachment/4110f7ee-c4dc-4a66-9e70-a8d38dc0c970>
- Meyers, C., Milici, J., & Robison, R. (2020). The ability of two chlorine dioxide chemistries to inactivate human papillomavirus-contaminated endocavitary ultrasound probes and nasendoscopes. *Journal of Medical Virology*, 92(8), 1298–1302. <https://doi.org/10.1002/jmv.25666>
- Michael, G. E., Miday, R. K., Bercz, J. P., Miller, R. G., Greathouse, D. G., Kraemer, D. F., & Lucas, J. B. (1981). Chlorine dioxide water disinfection: A prospective epidemiology study. *Archives of Environmental Health: An International Journal*, 36(1), 20–27. <https://doi.org/10.1080/00039896.1981.10667601>
- Miura, T., & Shibata, T. (2010). Antiviral effect of chlorine dioxide against influenza virus and its application for infection control. *The Open Antimicrobial Agents Journal*, 2(1). <https://benthamopen.com/ABSTRACT/TOANTIMJ-2-71>
- Mohammad, A. R., Giannini, P. J., Preshaw, P. M., & Alliger, H. (2004). Clinical and microbiological efficacy of chlorine dioxide in the management of chronic atrophic

- candidiasis: An open study. *International Dental Journal*, 54(3), 154–158. <https://doi.org/10.1111/j.1875-595x.2004.tb00272.x>
- Montazeri, N., Manuel, C., Moorman, E., Khatiwada, J. R., Williams, L. L., & Jaykus, L.-A. (2017). Virucidal activity of fogged chlorine dioxide and hydrogen peroxide-based disinfectants against human norovirus and its surrogate, feline calicivirus, on hard-to-reach surfaces. *Frontiers in Microbiology*, 8, 1031. <https://doi.org/10.3389/fmicb.2017.01031>
- Moore, G. S., & Calabrese, E. J. (1980). The effects of chlorine dioxide and sodium chlorite on erythrocytes of A/J and C57L/J mice. *Journal of Environmental Pathology and Toxicology*, 4(2–3), 513–524. <https://pubmed.ncbi.nlm.nih.gov/7462915/>
- Moore, G. S., & Calabrese, E. J. (1982). Toxicological effects of chlorite in the mouse. *Environmental Health Perspectives*, 46, 31–37. <https://doi.org/10.1289/ehp.824631>
- Morelli, J., Jr, C. C. W., Aldrich, M., Morse, C. M., & Wiley, J. (2005). *Two-part disinfecting systems and compositions and methods relating thereto* (United States Patent No. US6916493B2). <https://patents.google.com/patent/US6916493B2/en>
- Morelli, J., Walker, K., & Warf Jr, C. C. (2012). *Acidified chlorite compositions containing nitrogen stabilizers and related systems and methods* (United States Patent No. ES-2387463T3). <https://patents.google.com/patent/ES2387463T3/en>
- Morino, H., Futatsukame, M., Miura, T., & Shibata, T. (2020). Effect of extremely low-concentration gaseous chlorine dioxide against surface *Escherichia coli*, *Pseudomonas aeruginosa* and *Acinetobacter baumannii* in wet conditions on glass dishes. *BMC Research Notes*, 13(1), 69. <https://doi.org/10.1186/s13104-020-4925-5>
- Mueller-Joseph, L. (2011). *Efficacy evaluation of a chlorine dioxide containing toothpaste (Dioxibrite™) on plaque and gingivitis. A clinical study*. State University of New York at Farmingdale. [https://cdn.shopify.com/s/files/1/0414/2833/files/Mueller-Joseph-Efficacy\\_Evaluation\\_of\\_a\\_Chlorine\\_Dioxide\\_Containing\\_Toothpaste\\_DioxiBrite\\_on\\_Plaque\\_and\\_Gingivitis.pdf](https://cdn.shopify.com/s/files/1/0414/2833/files/Mueller-Joseph-Efficacy_Evaluation_of_a_Chlorine_Dioxide_Containing_Toothpaste_DioxiBrite_on_Plaque_and_Gingivitis.pdf)
- Myneni Venkatasatya, S. R., Wang, H. H., Alluri, S., & Ciancio, S. G. (2017). Phosphate buffer-stabilized 0.1% chlorine dioxide oral rinse for managing medication-related osteonecrosis of the jaw. *American Journal of Dentistry*, 30(6), 350–352. <https://pubmed.ncbi.nlm.nih.gov/29251459/>
- Navalon, S., Alvaro, M., & Garcia, H. (2008). Reaction of chlorine dioxide with emergent water pollutants: Product study of the reaction of three  $\beta$ -lactam antibiotics with ClO<sub>2</sub>. *Water Research*, 42(8), 1935–1942. <https://doi.org/10.1016/j.watres.2007.11.023>
- Nishikiori, R., Nomura, Y., Sawajiri, M., Masuki, K., Hirata, I., & Okazaki, M. (2008). Influence of chlorine dioxide on cell death and cell cycle of human gingival fibroblasts. *Journal of Dentistry*, 36(12), 993–998. <https://doi.org/10.1016/j.jdent.2008.08.006>
- Noszticzius, Z., Wittmann, M., Kály-Kullai, K., Beregvári, Z., Kiss, I., Rosivall, L., & Szegedi, J. (2013a). Demonstrating that chlorine dioxide is a size-selective antimicrobial agent and high purity ClO<sub>2</sub> can be used as a local antiseptic. *ArXiv:1304.5163 [q-Bio]*. <http://arxiv.org/abs/1304.5163>

- Noszticzius, Z., Wittmann, M., Kály-Kullai, K., Beregvári, Z., Kiss, I., Rosivall, L., & Szegedi, J. (2013b). Chlorine dioxide is a size-selective antimicrobial agent. *PLOS ONE*, 8(11), e79157. <https://doi.org/10.1371/journal.pone.0079157>
- NSRDEC Public Affairs. (2014, November 4). *Natick plays key role in helping to fight spread of Ebola* [Portal]. U. S. Army. [https://www.army.mil/article/136641/natick\\_plays\\_key\\_role\\_in\\_helping\\_to\\_fight\\_spread\\_of\\_ebola](https://www.army.mil/article/136641/natick_plays_key_role_in_helping_to_fight_spread_of_ebola)
- Ofori, I., Maddila, S., Lin, J., & Jonnalagadda, S. B. (2018). Chlorine dioxide inactivation of *Pseudomonas aeruginosa* and *Staphylococcus aureus* in water: The kinetics and mechanism. *Journal of Water Process Engineering*, 26, 46–54. <https://doi.org/10.1016/j.jwpe.2018.09.001>
- Ogata, N. (2007). Denaturation of protein by chlorine dioxide: Oxidative modification of tryptophan and tyrosine residues. *Biochemistry*, 46(16), 4898–4911. <https://doi.org/10.1021/bi061827u>
- Ogata, N. (2014). *Chlorine dioxide gas for use in treating respiratory virus infection* (European Union Patent No. EP1955719B1). <https://patents.google.com/patent/EP1955719B1/en>
- Ogata, N., Sakasegawa, M., Miura, T., Shibata, T., Takigawa, Y., Taura, K., Taguchi, K., Matsubara, K., Nakahara, K., Kato, D., Sogawa, K., & Oka, H. (2016). Inactivation of airborne bacteria and viruses using extremely low concentrations of chlorine dioxide gas. *Pharmacology*, 97(5–6), 301–306. <https://doi.org/10.1159/000444503>
- Ogata, N., & Shibata, T. (2008). Protective effect of low-concentration chlorine dioxide gas against influenza A virus infection. *The Journal of General Virology*, 89(Pt 1), 60–67. <https://doi.org/10.1099/vir.0.83393-0>
- Ogata, N., & Shibata, T. (2009). Effect of chlorine dioxide gas of extremely low concentration on absenteeism of schoolchildren. *International Journal of Medicine and Medical Sciences*, 1, 288–289. <https://www.researchgate.net/publication/228351686>
- Ono, D., & Bartley, L. (2016a, March 1). Eyewitness News investigates unorthodox underworld of Genesis II Church. *Eyewitness News - ABC7*. <https://abc7.com/genesis-two-church-of-bleach-healing-miracle-mineral-solution/1225161/>
- Ono, D., & Bartley, L. (2016b, October 28). “Church of Bleach”: ABC News confronts founder of Genesis II Church. *Eyewitness News - ABC7*. <https://abc7.com/church-of-bleach-genesis-ii-2-health-and-healing/1578279/>
- OraCare. (2015). *Activated chlorine dioxide* [Portal]. Oral Health Rinse. Ingredients. <https://www.oracareproducts.com/activated-clo2.html>
- Papadopoulou, C., Karamani, I., Gkourtsogianni, S., Seremidi, K., & Kloukos, D. (2021). A systematic review on the effectiveness of organic unprocessed products in controlling gingivitis in patients undergoing orthodontic treatment with fixed appliances. *Clinical and Experimental Dental Research*, 7(5), 664–671. <https://doi.org/10.1002/cre2.417>
- Patel, Y. M., & Wong, D. (2000). *Toxicological review of chlorine dioxide and chlorite (CAS No. 10049-04-4 and 7758-19-2): In support of summary information on the integrated risk information system (IRIS)*. Environmental Protection Agency (EPA). <http://www.epa.gov/ncea/iris/toxreviews/0648tr.pdf>

- Pereira, J. T., Costa, A. O., de Oliveira Silva, M. B., Schuchard, W., Osaki, S. C., de Castro, E. A., Paulino, R. C., & Soccol, V. T. (2008). Comparing the efficacy of chlorine, chlorine dioxide, and ozone in the inactivation of *Cryptosporidium parvum* in water from Parana State, southern Brazil. *Applied Biochemistry and Biotechnology*, *151*(2), 464. <https://doi.org/10.1007/s12010-008-8214-3>
- Pham, T. A. V., & Nguyen, N. T. X. (2018). Efficacy of chlorine dioxide mouthwash in reducing oral malodor: A 2-week randomized, double-blind, crossover study. *Clinical and Experimental Dental Research*, *4*(5), 206–215. <https://doi.org/10.1002/cre2.131>
- Phua, C. Q., Mahalingappa, Y., & Karagama, Y. (2012). Sequential cohort study comparing chlorine dioxide wipes with automated washing for decontamination of flexible nasendoscopes. *The Journal of Laryngology & Otology*, *126*(8), 809–814. <https://doi.org/10.1017/S0022215112000746>
- Postawski, K. M. (2016). *Quantum Leap* [Documentary]. <https://www.brighteon.com/2dbf9ea2-0562-433e-9220-edabf7e294f1>
- Proklean Services. (2015). *Organisms that Chlorine Dioxide has been proven to eliminate*. Proklean Services. <https://www.prokleanservices.com/assets/images/CL02PROVEN.pdf>
- Rand, J., & Bartley, L. (2016, October 29). “Bionic Woman” actress says substance known as MMS worked for her [Portal]. ABC7 Los Angeles. <https://abc7.com/autism-church-of-bleach-genesis-ii-2/1578875/>
- Rastogi, V. K., Ryan, S. P., Wallace, L., Smith, L. S., Shah, S. S., & Martin, G. B. (2010). Systematic evaluation of the efficacy of chlorine dioxide in decontamination of building interior surfaces contaminated with Anthrax spores. *Applied and Environmental Microbiology*. <https://doi.org/10.1128/AEM.02668-09>
- Ratcliff, J. L., Drake, D. R., Cunningham, S. A., Renken, E. A., & Young, E. J. (2009). *Composition and method for the prevention of oral disease* (United States Patent No. US20090016973A1). <https://patents.google.com/patent/US20090016973A1/en>
- Ratcliff, J. L., Drake, D. R., Cunningham, S. A., & Young, E. J. (2015). *Composition for preventing oral disease by penetrating polymicrobial oral biofilms and killing oral pathogens* (United States Patent No. US8926951B2). <https://patents.google.com/patent/US8926951B2/en>
- Ratcliff, P. A. (2001). *Method of treating HIV by a topical composition* (United States Patent No. US6200557B1). <https://patents.google.com/patent/US6200557B1/en>
- Richardson, T., & Kopfinger, M. (2004). *Apparatus for applying treatment fluid to food-stuffs and methods related thereto* (United States Patent No. US20040151814A1). <https://patents.google.com/patent/US20040151814A1/en>
- Ripley, P. S., Dziabo, A. J., & Anger, C. B. (1998). *In-the-eye use of chlorine dioxide-containing compositions* (United States Patent No. US5736165A). <https://patents.google.com/patent/US5736165A/en>
- Rivera, K. (2014). *Healing the symptoms known as Autism* (2nd ed.). [https://framsteget.net/wp-content/uploads/2017/01/healing\\_the\\_symptoms\\_known\\_as\\_autism\\_second\\_edition.pdf](https://framsteget.net/wp-content/uploads/2017/01/healing_the_symptoms_known_as_autism_second_edition.pdf)

- Roller, S. D., Olivieri, V. P., & Kawata, K. (1980). Mode of bacterial inactivation by chlorine dioxide. *Water Research*, 14(6), 635–641. [https://doi.org/10.1016/0043-1354\(80\)90121-9](https://doi.org/10.1016/0043-1354(80)90121-9)
- Romanovsky, A., Djogovic, D., & Chin, D. (2013). A case of sodium chlorite toxicity managed with concurrent renal replacement therapy and red cell exchange. *Journal of Medical Toxicology*, 9(1), 67–70. <https://doi.org/10.1007/s13181-012-0256-9>
- Rose, L. J., & Rice, E. W. (2014). Inactivation of bacterial biothreat agents in water, a review. *Journal of Water and Health*, 12(4), 618–633. <https://doi.org/10.2166/wh.2014.038>
- Rose, S. R., & Keystone, J. S. (2006). *International travel health guide 2006-2007* (13th edition). Mosby. <https://www.sciencedirect.com/book/9780323040501/international-travel-health-guide-2006-2007>
- Rubinstein, A. I. (1988). *A method to treat blood* (World Intellectual Property Organization Patent No. WO1988001507A1). <https://patents.google.com/patent/WO1988001507A1/en>
- Rubinstein, A. I. (1990). *Disinfecting blood constituents, corneal and scleral tissue* (World Intellectual Property Organization Patent No. WO1990001315A1). <https://patents.google.com/patent/WO1990001315A1/en>
- Rubio-Casillas, A., & Campira-Madrid, P. (2021). Pharmacokinetics and pharmacodynamics of chlorine dioxide. *e-CUCBA*, 16(8), 21–35. <https://doi.org/10.32870/ecucba.vi16.202>
- Rutala, W. A., Cole, E. C., Wannamaker, N. S., & Weber, D. J. (1991). Inactivation of *Mycobacterium tuberculosis* and *Mycobacterium bovis* by 14 hospital disinfectants. *The American Journal of Medicine*, 91(3), S267–S271. [https://doi.org/10.1016/0002-9343\(91\)90380-G](https://doi.org/10.1016/0002-9343(91)90380-G)
- Sanekata, T., Fukuda, T., Miura, T., Morino, H., Lee, C., Maeda, K., Araki, K., Otake, T., Kawahata, T., & Shibata, T. (2010). Evaluation of the antiviral activity of chlorine dioxide and sodium hypochlorite against Feline Calicivirus, Human Influenza Virus, Measles Virus, Canine Distemper Virus, Human Herpesvirus, Human Adenovirus, Canine Adenovirus and Canine Parvovirus. *Biocontrol Science*, 15(2), 45–49. <https://doi.org/10.4265/bio.15.45>
- Sanford, C. A., Pottinger, P. S., & Jong, E. C. (2017). *The travel and tropical medicine manual* (5th ed.). Elsevier health sciences. <https://www.sciencedirect.com/book/9780323375061/the-travel-and-tropical-medicine-manual>
- Scatina, J., Abdel-Rahman, M. S., Gerges, S. E., & Alliger, H. (1983). Pharmacokinetics of Alcide®, a germicidal compound in rat. *Journal of Applied Toxicology*, 3(3), 150–153. <https://doi.org/10.1002/jat.2550030310>
- Scatina, J., Abdel-Rahman, M. S., Gerges, S. E., Khan, M. Y., & Gona, O. (1984). Pharmacodynamics of Alcide, a new antimicrobial compound, in rat and rabbit. *Fundamental and Applied Toxicology*, 4(3, Part 1), 479–484. [https://doi.org/10.1016/0272-0590\(84\)90206-9](https://doi.org/10.1016/0272-0590(84)90206-9)
- Scatina, J., Abdel-Rahman, M. S., & Goldman, E. (1985). The inhibitory effect of Alcide®, an antimicrobial drug, on protein synthesis in *Escherichia coli*. *Journal of Applied Toxicology*, 5(6), 388–394. <https://doi.org/10.1002/jat.2550050610>

- Schwartz, L. (2017). Chlorine dioxide as a possible adjunct to metabolic treatment. *Journal of Cancer Treatment and Diagnosis*, 1(1), 6–10. <https://www.cancertreatmentjournal.com/articles/chlorine-dioxide-as-a-possible-adjunct-to-metabolic-treatment.html>
- Scotmas Group. (2018a). *Chemical reactivity of ClO<sub>2</sub>* [Portal]. Chlorine Dioxide. <https://www.scotmas.com/chlorine-dioxide/chemical-reactivity-of-clo2.aspx?locale=en>
- Scotmas Group. (2018b). *Chlorine dioxide safe for environment* [Portal]. Chlorine Dioxide. <https://www.scotmas.com/chlorine-dioxide/is-clo2-safe-for-the-environment.aspx>
- Scotmas Group. (2018c). *What Is Chlorine Dioxide* [Portal]. Chlorine Dioxide. <https://www.scotmas.com/chlorine-dioxide/what-is-chlorine-dioxide.aspx?locale=en>
- Scotmas Group. (2018d). *Why is ClO<sub>2</sub> different to chlorine?* [Portal]. Chlorine Dioxide. <https://www.scotmas.com/chlorine-dioxide/why-is-clo2-different-to-chlorine.aspx>
- Shams, A. m., O’Connell, H., Arduino, M. j., & Rose, L. j. (2011). Chlorine dioxide inactivation of bacterial threat agents. *Letters in Applied Microbiology*, 53(2), 225–230. <https://doi.org/10.1111/j.1472-765X.2011.03095.x>
- Shewale, J. G., Gelhaus, H. C., Ratcliff, J. L., & Hernandez-Kapila, Y. L. (2021). In vitro antiviral activity of stabilized chlorine dioxide containing oral care products. *Oral Diseases*, 00, 1–8. <https://doi.org/10.1111/odi.14044>
- Shinada, K., Ueno, M., Konishi, C., Takehara, S., Yokoyama, S., Zaitso, T., Ohnuki, M., Wright, F. A. C., & Kawaguchi, Y. (2010). Effects of a mouthwash with chlorine dioxide on oral malodor and salivary bacteria: A randomized placebo-controlled 7-day trial. *Trials*, 11(1), 14. <https://doi.org/10.1186/1745-6215-11-14>
- Sinox Health, Inc. (2021). *Snoot! Spray—Snoot Nasal Cleanser* [Portal]. Home. <https://www.snootspray.com/>
- Smith, D. J., Ernst, W., & Herges, G. R. (2015). Chloroxyanion residues in cantaloupe and tomatoes after chlorine dioxide gas sanitation. *Journal of Agricultural and Food Chemistry*, 63(43), 9640–9649. <https://doi.org/10.1021/acs.jafc.5b04153>
- Smith, D. J., & Herges, G. R. (2018). Chloroxyanion residue on seeds and sprouts after chlorine dioxide sanitation of alfalfa seed. *Journal of Agricultural and Food Chemistry*, 66(8), 1974–1980. <https://doi.org/10.1021/acs.jafc.7b05953>
- Smith, R. P., & Willhite, C. C. (1990). Chlorine dioxide and hemodialysis. *Regulatory Toxicology and Pharmacology*, 11(1), 42–62. [https://doi.org/10.1016/0273-2300\(90\)90006-W](https://doi.org/10.1016/0273-2300(90)90006-W)
- Somayaji, S., Gadahad, M. R., & Lakshminarayana, S. (2014). Antimicrobial efficacy of chlorine dioxide against *Candida albicans* in stationary and starvation phases in human root canal: An in-vitro study. *Sahel Medical Journal*, 17(1), 1. <https://doi.org/10.4103/1118-8561.129144>
- Sowerby, L. J., & Rudmik, L. (2018). The cost of being clean: A cost analysis of nasopharyngoscope reprocessing techniques. *The Laryngoscope*, 128(1), 64–71. <https://doi.org/10.1002/lary.26770>
- Street, I., Hamann, J., & Harries, M. (2006). Audit of nasendoscope disinfection practice. *The Surgeon*, 4(1), 11–13. [https://doi.org/10.1016/S1479-666X\(06\)80015-6](https://doi.org/10.1016/S1479-666X(06)80015-6)
- Tanner, R. S. (1989). Comparative testing and evaluation of hard-surface disinfectants. *Journal of Industrial Microbiology*, 4(2), 145–154. <https://doi.org/10.1007/BF01569799>


- Therriault, B., Wang, Y., Chen, L., Vest, A., Bartman, C., & Alegre, M.-L. (2015). Long-term maintenance of sterility after skin transplantation in germ-free mice. *Transplantation Direct*, 1(8), e28. <https://doi.org/10.1097/TXD.0000000000000539>
- Thurston-Enriquez, J. A., Haas, C. N., Jacangelo, J., & Gerba, C. P. (2005). Inactivation of Enteric Adenovirus and Feline Calicivirus by Chlorine Dioxide. *Applied and Environmental Microbiology*. <https://doi.org/10.1128/AEM.71.6.3100-3105.2005>
- Tian, F., Qiang, Z., Liu, C., Zhang, T., & Dong, B. (2010). Kinetics and mechanism for methiocarb degradation by chlorine dioxide in aqueous solution. *Chemosphere*, 79(6), 646–651. <https://doi.org/10.1016/j.chemosphere.2010.02.015>
- Tian, F.-X., Xu, B., Zhang, T.-Y., & Gao, N.-Y. (2014). Degradation of phenylurea herbicides by chlorine dioxide and formation of disinfection by-products during subsequent chlor(am)ination. *Chemical Engineering Journal*, 258, 210–217. <https://doi.org/10.1016/j.cej.2014.07.094>
- Tzanidakis, K., Choudhury, N., Bhat, S., Weerasinghe, A., & Marais, J. (2012). Evaluation of disinfection of flexible nasendoscopes using Tristel wipes: A prospective single blind study. *The Annals of The Royal College of Surgeons of England*, 94(3), 185–188. <https://doi.org/10.1308/003588412X13171221589937>
- Uchiyama, K., Kotani, K., Kato, T., & Asoda, S. (2019). Clinical investigation of  $\alpha$ 1-antitrypsin and lactoferrin in gingival sulcus fluid from elderly patients—A preliminary report. *Oral Science International*, 16(3), 167–170. <https://doi.org/10.1002/os-i2.1029>
- Valente, J. H., Jay, G. D., Zabbo, C. P., Reinert, S. E., & Bertsch, K. (2014). Activated chlorine dioxide solution can be used as a biocompatible antiseptic wound irrigant. *Advances in Skin & Wound Care*, 27(1), 13–19. <https://doi.org/10.1097/01.ASW.0000439060.79822.b3>
- Valeri, C. R., Ragno, G., MacGregor, H., & Pivacek, L. E. (1997). The Effect of Disinfection on Viability and Function of Baboon Red Blood Cells. *Photochemistry and Photobiology*, 65(3), 446–450. <https://doi.org/10.1111/j.1751-1097.1997.tb08587.x>
- Wang, P., He, Y.-L., & Huang, C.-H. (2010). Oxidation of fluoroquinolone antibiotics and structurally related amines by chlorine dioxide: Reaction kinetics, product and pathway evaluation. *Water Research*, 44(20), 5989–5998. <https://doi.org/10.1016/j.watres.2010.07.053>
- Wang, P., He, Y.-L., & Huang, C.-H. (2011). Reactions of tetracycline antibiotics with chlorine dioxide and free chlorine. *Water Research*, 45(4), 1838–1846. <https://doi.org/10.1016/j.watres.2010.11.039>
- Wang, T., Wu, J., Qi, J., Hao, L., Yi, Y., & Zhang, Z. (2016). Kinetics of inactivation of *Bacillus subtilis* subsp. *Niger* spores and *Staphylococcus albus* on paper by chlorine dioxide gas in an enclosed space. *Applied and Environmental Microbiology*. <https://doi.org/10.1128/AEM.03940-15>
- Wang, Y., Liu, H., Liu, G., Xie, Y., & Ni, T. (2015). Oxidation of diclofenac with chlorine dioxide in aquatic environments: Influences of different nitrogenous species. *Environmental Science and Pollution Research*, 22(12), 9449–9456. <https://doi.org/10.1007/s11356-015-4118-2>

- Warf, C., Hageman, S., Piazza, M., & Richardson, T. (2005). *Treatment fluid application apparatus for foodstuffs and methods related thereto* (United States Patent No. US20050058013A1). <https://patents.google.com/patent/US20050058013A1/en>
- Warf Jr, C. C., & Kotrola, N. M. (2012). *Oxidation method and compositions therefor* (United States Patent No. US8318231B2). <https://patents.google.com/patent/US8318231B2/en>
- Watamoto, T., Egusa, H., Sawase, T., & Yatani, H. (2013). Clinical evaluation of chlorine dioxide for disinfection of dental instruments. *The International Journal of Prosthodontics*, 26(6), 541–544. <https://doi.org/10.11607/ijp.3465>
- Water Reference Council. (2012, December 12). *Malaria field test in Uganda—100% Cured*. <https://www.brighteon.com/5825082196001>, <https://www.youtube.com/watch?v=liexMTG59nI>, <https://www.bitchute.com/video/A5JbEWTdcFA6/>
- WCNC. (2019, August 13). *FDA warns about “Miracle Mineral Solution.”* WCNC. <https://www.youtube.com/watch?v=HoPAXvZMQuY>
- WDIV 4. (2019, August 19). *Products containing sodium chlorite are dangerous*. WDIV 4. <https://www.youtube.com/watch?v=4QLIVfdMwIE>
- Wei, J., Chen, Y., Tiemur, A., Wang, J., & Wu, B. (2018). Degradation of pesticide residues by gaseous chlorine dioxide on table grapes. *Postharvest Biology and Technology*, 137, 142–148. <https://doi.org/10.1016/j.postharvbio.2017.12.001>
- Wei, M., Li, C., & Lai, J. (2011). [Bactericidal effects of chlorine dioxide by respiratory inhibition]. *Wei Sheng Wu Xue Bao = Acta Microbiologica Sinica*, 51(9), 1278–1284. <https://pubmed.ncbi.nlm.nih.gov/22126085/>
- Wei, M.-K., Wu, Q.-P., Huang, Q., Wu, J.-L., & Zhang, J.-M. (2008). Plasma membrane damage to *Candida albicans* caused by chlorine dioxide (ClO<sub>2</sub>). *Letters in Applied Microbiology*, 47(2), 67–73. <https://doi.org/10.1111/j.1472-765X.2008.02387.x>
- WGRZ-TV. (2019, August 21). *ECDOH: “Miracle Mineral Solution: Is Bleach.”* WGRZ-TV. <https://www.youtube.com/watch?v=3kjIj24iq48>
- Yates, R., Moran, J., Addy, M., Mullan, P. j., Wade, W. g., & Newcombe, R. (1997). The comparative effect of acidified sodium chlorite and chlorhexidine mouthrinses on plaque regrowth and salivary bacterial counts. *Journal of Clinical Periodontology*, 24(9), 603–609. <https://doi.org/10.1111/j.1600-051X.1997.tb00236.x>
- Yeap, J. W., Kaur, S., Lou, F., DiCaprio, E., Morgan, M., Linton, R., & Li, J. (2015). Inactivation kinetics and mechanism of a human Norovirus Surrogate on stainless steel coupons via chlorine dioxide gas. *Applied and Environmental Microbiology*. <https://doi.org/10.1128/AEM.02489-15>
- Yeturu, S. K., Acharya, S., Urala, A. S., & Pentapati, K. C. (2016). Effect of Aloe vera, chlorine dioxide, and chlorhexidine mouth rinses on plaque and gingivitis: A randomized controlled trial. *Journal of Oral Biology and Craniofacial Research*, 6(1), 55–59. <https://doi.org/10.1016/j.jobcr.2015.08.008>
- Yi, Y., Hao, L., Ma, S., Wu, J., Wang, T., Lin, S., Zhang, Z., & Qi, J. (2016). A pilot study on using chlorine dioxide gas for disinfection of gastrointestinal endoscopes. *Journal of Zhejiang University-SCIENCE B*, 17(7), 526–536. <https://doi.org/10.1631/jzus.B1500327>

- Young, E. (2001, October 30). *Biocidal gas could kill anthrax in infected buildings* [Portal]. *New Scientist*. <https://www.newscientist.com/article/dn1494-biocidal-gas-could-kill-anthrax-in-infected-buildings/>
- Zavala-Rodriguez, J. M., Correa Roveló, J. M., Martínez-Morales, N., Muñoz-Arce, C., Bobadilla-Lugo, R. A., Kross, R. D., Medina, R., & Villanueva, C. (2014). Oxy-chlorine species suppress postsurgical adhesions in rats. *Journal of Surgical Research*, *186*(1), 164–169. <https://doi.org/10.1016/j.jss.2013.07.043>
- Zhao, Y., Liu, S., Yao, J., Ma, X., & Chen, C. (2010). Removal of Hg<sup>0</sup> with sodium chlorite solution and mass transfer reaction kinetics. *Science China Technological Sciences*, *53*(5), 1258–1265. <https://doi.org/10.1007/s11431-010-0045-0>
- Zhu, Z., Guo, Y., Yu, P., Wang, X., Zhang, X., Dong, W., Liu, X., & Guo, C. (2019). Chlorine dioxide inhibits the replication of porcine reproductive and respiratory syndrome virus by blocking viral attachment. *Infection, Genetics and Evolution*, *67*, 78–87. <https://doi.org/10.1016/j.meegid.2018.11.002>
- Zoni, R., Zanelli, R., Riboldi, E., Bigliardi, L., & Sansebastiano, G. (2007). Investigation on virucidal activity of chlorine dioxide. Experimental data on Feline calicivirus, HAV and Coxsackie B5. *Journal of Preventive Medicine and Hygiene*, *48*(3), 91–95. <https://pubmed.ncbi.nlm.nih.gov/18274345/>
- 刘学武. (2016). *Cell apoptosis inducer containing chlorine dioxide and use thereof in preparing cosmetics or anti-aging or antineoplastic drugs* (World Intellectual Property Organization Patent No. WO2016074203A1). <https://patents.google.com/patent/WO2016074203A1/en>
- 劉学武. (2017). *Chlorine dioxide prepared and used in methods of acting on mammalian stem cells and applications of drugs acting on mammalian stem cells* (Patent No. JP6141997B2). <https://patents.google.com/patent/JP6141997B2/en>
- 周伟文. (2015). *Preparation method of pure chlorine dioxide solution and method for treating Ebola virus infection* (China Patent No. CN104586880A). <https://patents.google.com/patent/CN104586880A/en>
- 宋红安, & 刘煌. (2006). *Chlorine dioxide application in preventing and treating plant continuous cropping disease* (China Patent No. CN1836515A). <https://patents.google.com/patent/CN1836515A/en>
- 規男緒方, 緒方規男, 柴田高, 柴田高, 田口和彦, 田口和彦, 土居功一, & 土居功一. (2011). *Chlorine dioxide solution composition* (Patent No. JPWO2009093540A1). <https://patents.google.com/patent/JPWO2009093540A1/en>



## ABOUT THE AUTHOR



The **Curious Outlier** is a registered nurse with 25 years of critical care experience. He chooses to remain anonymous but can easily be reached at [theuniversalantidote@protonmail.com](mailto:theuniversalantidote@protonmail.com)

The Curious Outlier loves educating and inspiring other humans to find their full potential for life, health, and spiritual wellbeing.

*“The information contained in this documentary [...] has the very real potential, to not only change your life, the life of your loved ones and friends, but the world, saving countless lives, and alleviating needless death, pain, and the poverty that goes with them. It deals with a simple, but remarkable, all-natural chemical compound (ClO<sub>2</sub> -Chlorine Dioxide) aka MMS (Miracle Mineral Solution). ClO<sub>2</sub> is safe and extremely effective at treating a host of the most serious adverse health conditions known to man (influenza, staph, MRSA, Lyme, autism, COVID, Malaria, Typhus, HIV, & Yellow Fever, Cancer, etc.) and has been the object of relentless attacks by bigpharma and FDA censorship for a decade. This is a game-changer in humanity’s quest for natural health and medical freedom.”*

*Tim Brown / truth11.com*

**Please Copy & Share**

